

#### Africa

Randburg, South Africa  
Tel.: +27 11 704 3295  
Email: africa@bradycorp.com

#### Benelux

Zele, Belgium  
Tel.: +32 (0) 52 45 78 11  
Email: benelux@bradycorp.com

#### Central & Eastern Europe

Bratislava, Slovakia  
Tel.: +421 2 3300 4800  
Email: central\_europe@bradycorp.com

#### Denmark

Odense  
Tel.: +45 66 14 44 00  
Email: denmark@bradycorp.com

#### France

Roncq  
Tel.: +33 (0) 3 20 76 94 48  
Email: france@bradycorp.com

#### Germany, Austria & Switzerland

Egelsbach, Germany  
Tel.: +49 (0) 6103 7598 660  
Email: germany@bradycorp.com

#### Hungary

Budaörs  
Tel.: +36 23 500 275  
Email: central\_europe@bradycorp.com

#### Italy

Gorgonzola  
Tel.: +39 02 26 00 00 22  
Email: italy@bradycorp.com

#### Middle East FZE

Dubai, UAE  
Tel.: +971 4881 2524  
Email: me@bradycorp.com

#### Norway

Kjeller  
Tel.: +47 70 13 40 00  
Email: norway@bradycorp.com

#### Russia

Moscow  
Tel.: +7 495 269 47 87  
Email: central\_europe@bradycorp.com

#### Spain & Portugal

Madrid, Spain  
Tel.: +34 900 902 993  
Email: spain@bradycorp.com,  
portugal@bradycorp.com

#### Sweden, Finland, Baltic states

Kista, Sweden  
Tel.: +46 (0) 8 590 057 30  
Email: sweden@bradyeurope.com

#### Turkey

Istanbul  
Tel.: +90 212 264 02 20 / 264 02 21  
Email: turkey@bradycorp.com

#### UK & Ireland

Banbury, UK  
Tel.: +44 (0) 1295 228 288  
Email: uk@bradycorp.com

BRADY



Lockout / Tagout

**Our mission is to identify and protect people, products and premises**



To help minimise our impact on the environment, Brady limits its number of reprints.

Updated versions are always available for download on [www.bradyeurope.com](http://www.bradyeurope.com).



Search for: EUR-M-415-EN



Y2370188

Your distributor

12/08/2021



**Solutions for hazardous energy control**

**Lockout / Tagout**

# About BRADY



Once you have worked with BRADY, our name will stick with you, (just like our labels) because BRADY is one of the world’s leading labelling and identification specialists.

## Innovative

At BRADY we continue to improve. We have many customers from all industries, and we strive to be ahead of their needs by continuing to invest in research for even more performant solutions. By developing more user-friendly and efficient concepts, we give our thousands of customers the best in the market.

## Strength

At BRADY, we believe our biggest strength is the wide range of identification and safety solutions we can offer our customers, whether it’s labelling the smallest component or complete signage for an entire warehouse. We’re also proud to offer many products and services - from printers, scanners and software to service contracts and on-site training - that compliment any identification job. And don’t forget, our wide network of expert distributors can always offer you a tailor-made solution to meet your specific requirements.

## Trust

For over a hundred years, BRADY has been connected with quality, trust and stability. We demand the best for your products and services, because we know, better than anyone, the importance of good and reliable identification. Identification looks like a small detail, but every professional knows that this kind of detail is crucial to any business.

## Inform

We also have specialised dealers in your region, who can answer all your identification, safety and labelling questions, specific to your activity. They will be happy to provide you with all kinds of options and solutions with no obligation.

Microsoft is a trademark of Microsoft Corporation, Bluetooth is a trademark of Bluetooth Sig, Inc., Android is a trademark of Google Inc.



Brady products are sold on the condition that the purchaser will test them in actual use and determine for himself/herself their suitability to his/her intended purpose. Brady warrants to the purchaser that Brady products are free from defects in material and workmanship but limits its obligation under this warranty to the replacement of the product which has been shown to Brady's satisfaction to have been defective at the time of its purchase.

The warranty does not extend to any persons who have acquired the product from the purchaser. It is in lieu of any other warranty, including every warranty of sale-ability, marketability or suitability for the intended purpose, and is also in lieu of any other obligation or liability on the part of Brady.

Under no circumstances will Brady be liable for losses, damage, costs or subsequent damage of whatever nature which may arise in connection with the use of, or inability to use, Brady's products.

# Breaker compatibility overview

See page...

- Standard Circuit Breaker: 60-61
- EZ Panel Loc™: 58
- Mini Circuit Breaker Lockouts: 58

		Circuit Breaker Lockout (Standard/ TAGLOCK™)					EZ Panel Loc™ (Standard/ TAGLOCK™)		Mini Circuit Breaker Lockouts					
Manufacturer	Type	120V Snap On (w/ hole)	120/277V Clamp On (no hole)	480/600V Clamp On (no hole)	Oversize 480/600V	Universal Multi-pole (tie bar)	Snap On (SQD QD)	Clamp On (Universal)	Pin Out Standard	Pin In Standard	Pin Out Wide	Pin Out Wide Rotary	Multi-pole w/ TieBar	Universal Mini Breaker Lockout
		065387 148689 148693 148694	065396 148690 148698 148699	065397 148701 148687 148686	065329 148692 148691 148685	066321 148702 148697 148695	051252 148696 148688 148700	051254	090844	090847	090850	149433	090853	149514
Westinghouse	FP													
Westinghouse	GB		•					•						
Westinghouse	GBH		•					•						
Westinghouse	GHB		•					•						
Westinghouse	GR			•										
Westinghouse	HBAW	•	•					•						
Westinghouse	HBAX	•	•					•						
Westinghouse	HCA		•*					•						
Westinghouse	HFB		•*					•						
Westinghouse	HFD		•					•						
Westinghouse	HKD			•										
Westinghouse	HLA			•										
Westinghouse	HLB			•										
Westinghouse	HMC			•										
Westinghouse	HMCP		•*					•						
Westinghouse	HNC				•									
Westinghouse	HQNP		•					•						
Westinghouse	HQP	•	•					•						
Westinghouse	JA			•										
Westinghouse	JB			•										
Westinghouse	JD			•										
Westinghouse	JDB			•										
Westinghouse	KA			•**										
Westinghouse	KB			•										
Westinghouse	LA			•**										
Westinghouse	LB			•										
Westinghouse	LBB			•										
Westinghouse	LH			•										
Westinghouse	MA			•**										
Westinghouse	MC			•**										
Westinghouse	MCC			•**										
Westinghouse	MCPO		•*					•						
Westinghouse	NB				•									
Westinghouse	P		•					•						
Westinghouse	PA													
Westinghouse	QBHW	•	•					•						
Westinghouse	QC	•	•					•						
Westinghouse	QC					•								
Westinghouse	QCHQ	•	•					•						
Westinghouse	QHCW	•	•					•						
Westinghouse	QHCX	•	•					•						
Westinghouse	QHPW	•	•					•						
Westinghouse	QPHW	•	•					•						
Westinghouse	Quicklag P		•					•						
Westinghouse	RE		•					•						
Westinghouse	RH			•										
Westinghouse	WPHX	•	•					•						
Wylex	WRS40/2								•					
Zinsco	HQB		•					•						
Zinsco	QB		•					•						

\* - Cleat (065404) accessory required    \*\* - Cleat (065406) accessory required

# Lockout / Tagout

## Solutions for hazardous energy control

## The Brady Advantage

When it comes to identification, safety and compliance, there's a clear advantage to working with Brady. We put our customers first in everything we do.

Our goal is to give you an unrivalled customer experience. We are relentlessly committed to performance and excellence - in our products, services and people.

Our products and solutions perform in ways that others simply can't match. Our people perform in ways that regularly exceed your expectations. And our focus and discipline work toward solid, long-term performance for our customers.

In short, Brady is the company you trust when performance matters most.

**Learn more about the Brady Advantage at:**  
**[www.bradyeurope.com](http://www.bradyeurope.com)**

# Contents

- 5 Why and how to implement a lockout/tagout program**
- 17 Padlocks**
- 41 Lock boxes and padlock centres**
- 47 Lockout devices**
  - 48 Cable lockout devices
  - 51 Universal valve lockout
  - 52 Ball valve lockouts
  - 53 Gate valve lockouts
  - 55 Butterfly valve lockouts
  - 56 Pipe blind lockout
  - 57 Gas and airline lockouts
  - 58 Electrical risk
  - 66 Confined space safety covers
- 67 Hasps, kits, bags, stations, tags, labels and printers**
  - 68 Hasps
  - 71 Lockout kits
  - 77 Lockout pouches & bags
  - 79 Lockout stations & boards
  - 81 Tagout
  - 89 Sign and label printers
- 94 Breaker compatibility overview**



# Go for zero



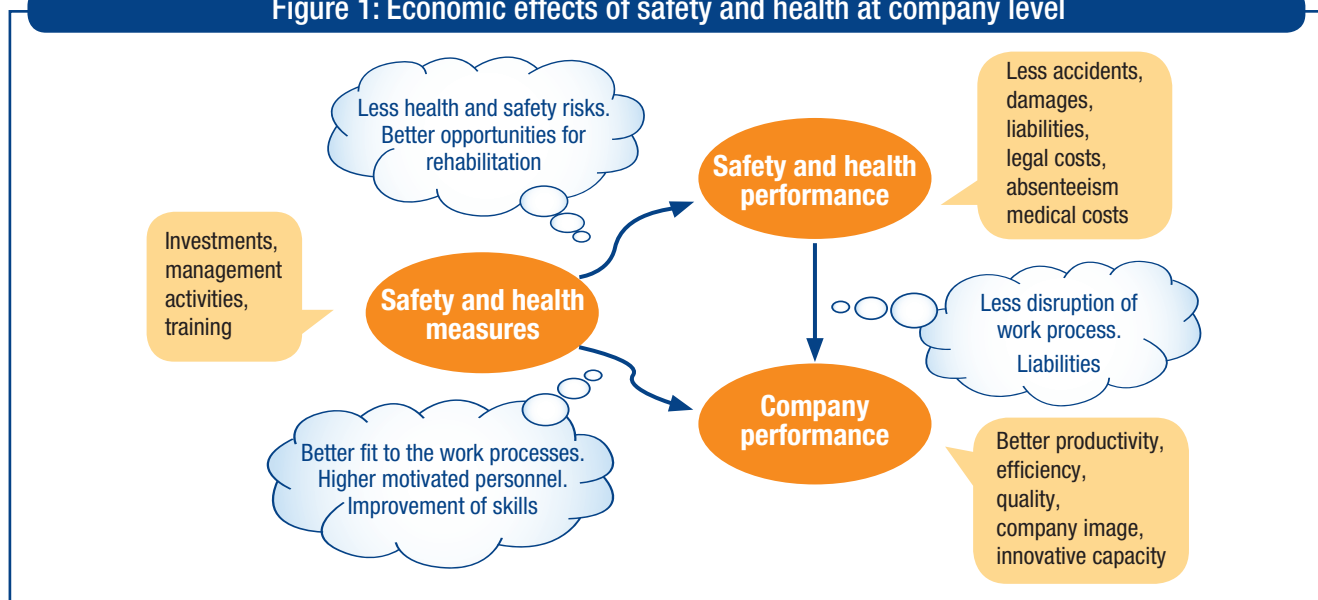
**Do not operate**  
without a Lockout/  
Tagout program

"A co-worker dies, and 160 others have a work-related accident, every 15 seconds. (International Labour Organisation, 2015)

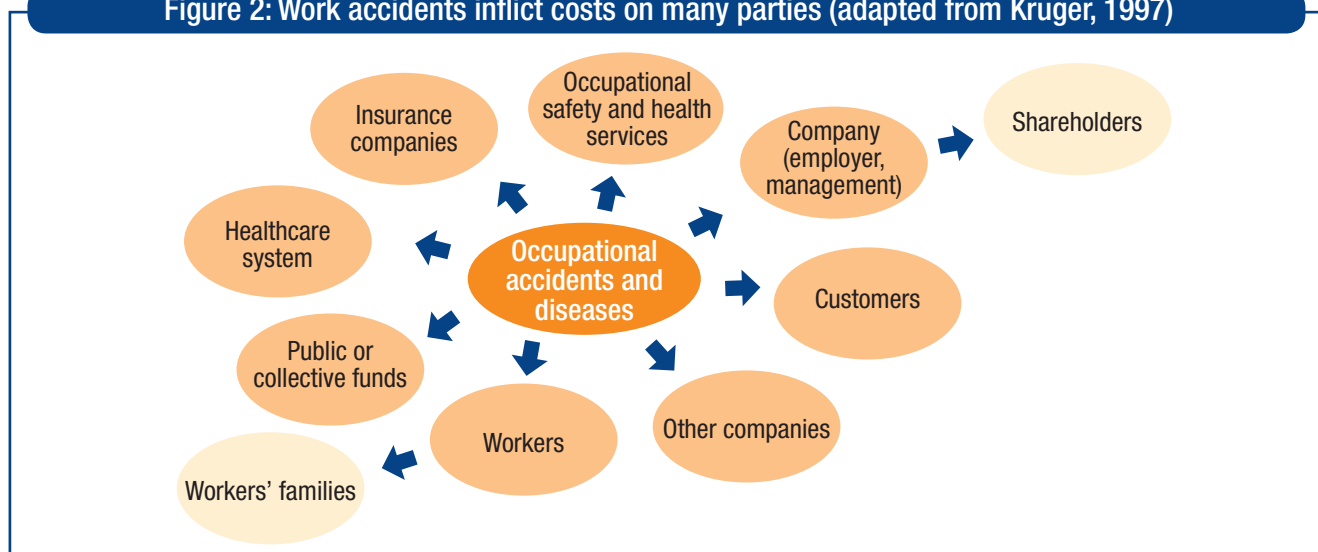
Workplaces claim more than 2.3 million deaths per year, including 350,000 fatal accidents and close to 2 million life ending work-related diseases.

In addition, 313 million accidents happen on the job every year, 268 million of those resulting in at least 3 days absence from work. ILO estimates the cost of work accidents & professional diseases indemnities and absences to 4% of the world GDP. Workplace accidents not only impact companies (Figure 1) but also people's lives and the overall health of the available workforce. (Figure 2)

**Figure 1: Economic effects of safety and health at company level**



**Figure 2: Work accidents inflict costs on many parties (adapted from Krüger, 1997)**



Source: Inventory of socioeconomic costs of work accidents, Joss Mossnik, Marc de Greef, 2002

Throughout the world, companies are starting to meet the workplace safety challenge with intensive 'Go for Zero'-strategies, expressing their unwavering ambition to reduce workplace accidents. Brady, a worldwide manufacturer and supplier of Safety Solutions, supports 'Go for Zero'-strategies with a broad range of quality products, including on-site printable safety signage, custom signs, pipe markers, spill control and Lockout/Tagout.

**In this brochure, you can look through our solutions for maintenance related accident prevention. Solutions related to other activities can be found in our other safety solutions brochures.**



## Why and how to implement a lockout/tagout program

Use this reference guide to gain a better understanding of Lockout/Tagout procedures. More in-depth information regarding padlocks, lockout devices and tags can be found throughout the catalogue.

- 6 What is lockout/tagout & why work with Brady?
- 6 Lockout/tagout - global best practice training movie
- 7 Why implement a lockout/tagout program?
- 7 Brady's complete LO/TO solution
- 8 Efficient lockout program in 4 steps
- 10 Respecting legal requirements
- 11 ATEX certification
- 12 Safety software & services
- 14 Effective control of hazardous energy
- 14 Hazardous energies where LO/TO is ideal means of control



# Why and how to implement a lockout/tagout program

## What is lockout/tagout?

Lockout / Tagout is a planned safety procedure which involves turning off the energy supply of industrial machinery and equipment whilst maintenance work or repairs are being carried out. This procedure protects workers from the risks posed by live machinery or electricity.

## LO/TO SAVES LIVES!



## Why work with Brady?

**Brady is the global leader in Lockout/Tagout solutions.**

Brady was the first to respond to the new OSHA legislation in the U.S. in 1990, and has maintained its position as a leading Lockout solutions provider ever since. Today, Brady offers a comprehensive package for Lockout/Tagout compliance.

Increasing demand for advanced safety solutions in Europe and MEA countries has driven our R&D as well as know-how to become the best-in-class LO/TO complete solution provider.

## Lockout/tagout - global best practice training movie

This instructional program is designed to inform and train organisational safety leaders, as well as employees who may be exposed to hazardous equipment energies. It will help employers to develop and improve their company's Lockout / Tagout program. It is also extremely beneficial for all employees who shut down and service equipment, instructing them how to avoid accidents and remain safe on the job.


## Highly comprehensive content

The product's composition is as follows:

- The Movie
- A Quick Start Guide
- An Instructor's Guide
- An Employee Quiz

The Employee quiz can be used at the end of the training program. It allows to test the employee's knowledge after the training session and facilitates a discussion. A padlock engraved "LOTO saves lives" is included in the product box.

All parts are available electronically on a USB key (Quick Start is also available in a hard copy format), and accessible in 10 different languages for EMEA: English, French, German, Dutch, Spanish, Italian, Portuguese, Turkish, Polish and Russian.



Training videos are also available on the BradyEurope YouTube™ channel.



Order Reference	Description
833918	Lockout / Tagout – Global Best Practice Training Movie. Reduce work accidents!

## Why implement a lockout/tagout program?

### Reduced accident rates and injury costs

EU Figures show that 10 to 15% of all fatal accidents at work and 15 to 20% of all accidents are connected with maintenance. Common injuries include fractures, lacerations, amputations, burns and shocks. Due to the serious nature of many maintenance accidents, injury-related costs can be exorbitant.



### Less downtime, higher productivity

A well-organised LO/TO program that includes clearly labelled energy sources, easy-to-follow procedures, and readily accessible lockout tools can greatly speed up maintenance and servicing activities. Workers can avoid time-consuming tasks such as tracing pipelines and electrical circuits in order to verify the appropriate energy control points. As a result, maintenance work is completed more efficiently, downtime is reduced and machinery is kept running at peak performance levels.



### Reduced indirect costs

Accidents can have a significant impact on work scheduling and productivity at the affected job site. The unexpected start up of equipment can also cause extensive damage to the machinery itself, adding the expense of equipment repairs and replacement to the total cost involved.



### Best Safety Practice

Lockout/tagout has become globally recognised as best safety practice for many industries and is a legal requirement in the US.



## Brady's complete LO/TO solution

Complete attitude to effective energy control via audit, identification of energy points, selection and purchasing of proper devices, elaboration of instructions, training and implementation.



# Why and how to implement a lockout/tagout program



## Efficient lockout program in 4 Steps

Follow the BEST GLOBAL PRACTICE plan for creating an efficient lockout program:



### 1 Create energy control (LO/TO) policy & procedures

The first step is to develop and document a lockout policy that identifies in detail the purpose and scope of the lockout program. We can help you to create a roadmap for the successful LO/TO program implementation, where you need to execute an audit of all existing potential sources of hazardous energy, create a list, describe procedures and define responsibilities.




#### TIP: LO/TO policy should include:

- ✓ Purpose and scope
- ✓ Authorised personnel
- ✓ Enforcement policy
- ✓ Training methods
- ✓ Address special circumstances such as group lockout, shift transfer etc.

#### Why do you need lockout procedures

- Procedures serve as a check sheet to help employees avoid mistakes and reduce the risk of accidents and injuries.
- Procedures speed lockout activity, which in turn reduces downtime and improves operational productivity.
- Documented machine-specific energy control procedures are required by OSHA.



### 2 Identify all energy control points

In this step you need to localise and clearly mark all energy control points, including valves, switches, breakers and plugs, with permanently placed labels or tags. Our label makers and Do-It-Yourself Signmarking printing systems together with durable label materials are designed to provide you with reliable and long-lasting identification.



**BradyPrinter S3100**  
SIGN & LABEL PRINTER

**BBP35**  
MULTICOLOUR LABEL PRINTER  
**BBP37**  
MULTICOLOUR & CUT LABEL PRINTER

**BBP85**  
LABEL PRINTER

**BradyJet J5000**  
COLOR LABEL PRINTER

# Why and how to implement a lockout/tagout program




## Efficient lockout program in 4 Steps

Follow the BEST GLOBAL PRACTICE plan for creating an efficient lockout program:

### 3 Equip authorised employees with the proper lockout tools and warning devices

Brady offers a comprehensive line of LO/TO devices and tools - Padlocks include safety, non-conductive, brass, Lockouts include Valve, Universal and Circuit breakers, Tags, Labels, Lockout Boxes, Padlock Stations and much more!



### 4 Train employees and promote awareness of safe work practices

Brady offers its expertise in training employees and supervisors. We can prepare a fair plan for training sessions, define the required content for a particular audience and train your supervisory staff to be able to perform internal training.



**Keep in mind all the people in your facility, recognise 3 groups with different needs of awareness degree:**

Authorised employee	→	A person who locks out or tags out machines or equipment in order to perform servicing or maintenance and identifies that equipment have a source(s) of energy that can cause injury to the employee.	→	Requires the most in-depth training about LO/TO.
Affected employee	→	An employee whose job requires him/her to operate or use a machine or equipment on which servicing or maintenance is being performed under LO/TO, or whose job requires him/her to work in the area.	→	Needs to be informed about LO/TO and does not attempt to remove lockout devices.
Other employees	→	Who may encounter lockout being implemented.	→	Need to know the significance of lockout, and to keep away.



#### Do not forget about different circumstances:

- Shift changes
- Outside contractors & outsourced maintenance

## Respecting legal requirements



### EUROPE

Directive 2009/104/EC (formerly directive 89/655/EEC of the Council from 30 November 1989) specify the minimum requirements for safety and health protection for workers using work equipment at work. Paragraph 2.14 lays down that “every piece of equipment must be fitted with clearly visible devices with which it can be separated from every energy source”. Paragraph 2.15. lays down that “Work equipment must bear the warnings and markings essential to ensure the safety of workers”.

EN ISO 14118 (2018-07) norm of Safety of machinery (is the successor to DIN EN 1037 2008-11) related to the equipment’s safety defines the measures regarding the energy isolation of machinery and the power dissipation to prevent hazardous equipment re-energising. It assures a safe and secure intervention within a risk-prone area.



### AUSTRIA

AschG – ArbeitnehmerInnenschutzgesetz – Federal Act on Occupational Health and Safety  
AM-VO – Arbeitsmittelverordnung (Ordinance on Work Equipment and Tools) – Regulation of the Federal Ministry of Commerce and Labour on protection of employees while using work equipment paragraph 1, §17 (1).



### FRANCE

UTE C18-510 (electrical applications): Lockout of apparatus for service and maintenance to lockout equipment is to carry out the necessary procedures to ensure that the equipment is placed and maintained in a safe position; to prevent its activation and label that the isolated equipment must not be operated. The employer must ensure that all safety procedures are strictly implemented and regularly reviewed by appropriate means. Employees must use all necessary tools to carry out maintenance.

Best practice document developed by INRS (Institut National de Recherche et de Sécurité) in November 2011: ED 6109

- Décret 2010-1016 refers to the obligations of the employers for temporary or permanent electrical installations usage
- Labour code (article R4215-10) refers to the identification of the conductors
- Décret 2010-1018 refers to the prevention of electrical risks in work environment, décret 2010-2118 refers to the operations done on electrical installations.
- Labour code (article R 4544-5): the part of the installation on which work (de-energised) is done must be identified and locked.
- Arrêté of April 26, 2012: Every operation on electrical equipment must follow the new norm NFC18-510. Article 1 says that this norm is now included into the French Code of Labour.



## Respecting legal requirements



### GERMANY

BetrSichV 2015 (Ordinance on Industrial Safety and Health)

Ordinance concerning the protection of safety and health in the provision of work equipment and its use at work and maintenance processes.

Extract from BetrSichV 2015

§ 8 Protective measures in case of hazards caused by energies, start-up and stoppage

Paragraph 3: "Command devices which have an influence on the safe use of the means of work shall in particular be secured against unintended or unauthorised operation.

Paragraph 4: "Work equipment may only be intentionally put into operation. If necessary, the start-up process must be safely prevented.

§ 10 Maintenance and modification of work equipment

Paragraph 3: The employer must take all necessary measures to ensure that maintenance work can be carried out safely.

(3) to secure the working area during the maintenance work

(6) to avoid hazards caused by moving raised work equipment or parts thereof, as well as by hazardous energies or substances.

(9) Provide necessary warnings and dangers messages referring to maintenance work on the work equipment

Paragraph 4: Where, in the case of maintenance activities ... are carried out under the threat of energy, the safety of workers shall be ensured during the duration of this work by means of other appropriate measures.



### ITALY

The Italian legislation (Direttiva 2001/45/CE del Parlamento europeo e del Consiglio del 27 giugno 2001 che modifica la direttiva 2009/104/EC) concerns the minimum safety and health requirements for the use of work equipment by workers at work.



### SWITZERLAND

- UVG – Federal Law on Accident Insurance VUV – Regulation on the Prevention of Accidents and Occupational Diseases title 1, chapter 2, paragraph 1, art. 3; title 1, chapter 3, paragraph 2, art. 30, 31 paragraph 3, art. 37; paragraph 4, art. 43
- EKAS Guideline no. 6512 – Work Equipment

*These regulations clearly stipulate that during maintenance, adjusting or cleaning of the equipment, it has to be in non-operative state and appropriate devices have to be used to ensure that, for example, a machine is not accidentally switched on.*



### SPAIN

The Spanish directive (REAL DECRETO 1215/1997, de 18 de julio por el que se establecen las disposiciones mínimas de seguridad y salud para la utilización por los trabajadores de los equipos de trabajo. BOE nº 188 07-08-1997) states the minimum safety and health for workers' use of work equipment.

## Respecting legal requirements



### **UK ONLY: BS7671:2008**

In the UK the Provision of Work Equipment Regulations – Regulation 19 – Isolation from Sources of Energy states: “Every employer shall ensure, that where appropriate, work equipment is provided with suitable means to isolate it from all its sources of energy. Every employer shall take appropriate measures to ensure that reconnection of any energy source to work equipment does not expose any person using the equipment to any risk to his health or safety.



### **USA (OSHA - OCCUPATIONAL SAFETY & HEALTH ADMINISTRATION)**

OSHA regulation The Control of Hazardous Energy (Lockout / Tagout) 1910.147 states that it “requires employers to establish a program and utilise procedures for affixing appropriate lockout devices or tagout devices to energy isolating devices and to otherwise disable machines or equipment to prevent unexpected energisation, start up or release of stored energy in order to prevent injury to employees.



**Implemented LOCKOUT/TAGOUT is the law in some EU countries and considered to be best practice in all European countries!**

### **ATEX STANDPOINT**

The ATEX directive consists of two EU directives describing what equipment and work environment is necessary to maintain safety in spaces with a potentially explosive atmosphere.

This ATEX directive was published on Saturday 29 March 2014, under the reference : Directive 2014/34/EU of the European Parliament and of the Council of 26 February 2014 on the harmonisation of the laws of the Member States relating to equipment and protective systems intended for use in potentially explosive atmospheres (recast) (Text with EEA relevance) - Official Journal of the European Union L 96 from 29/03/2014.

Areas classified into zones (0, 1, 2 for gas-vapor-mist and 20, 21, 22 for dust) must be protected from effective sources of ignition.[1] Equipment and protective systems intended to be used in zoned areas must meet the requirements of the directive. Zone 0 and 20 require Category 1 marked equipment, zone 1 and 21 require Category 2 marked equipment and zone 2 and 22 require Category 3 marked equipment. Zone 0 and 20 are the zones with the highest risk of an explosive atmosphere being present.

Equipment in use before July 2003 is allowed to be used indefinitely provided a risk assessment shows it is safe to do so.

The aim of directive 94/9/EC is to allow the free trade of ‘ATEX’ equipment and protective systems within the EU by removing the need for separate testing and documentation for each member state. The regulations apply to all equipment intended for use in explosive atmospheres, whether electrical or mechanical, including protective systems. There are two categories of equipment ‘I’ for mining and ‘II’ for surface industries. The directive covers a large range of equipment, potentially including equipment used on fixed offshore platforms, in petrochemical plants, mines, flour mills and other areas where a potentially explosive atmosphere may be present.

Several of Brady’s lockout devices and padlocks meet the ATEX standpoint. These are highlighted in the brochure.

### Custom lockout procedures implemented at your sites

Brady engineers have created thousands of lockout procedures for hundreds of companies in various industries. Get them to write and implement your best-in-class, company-approved, custom Lockout/Tagout safety procedures as well.

#### Best practice procedure writing

##### STEP 1: on-site audit

A credentialed Brady Field Engineer organises a scoping meeting, and will then start collecting data at your premises for each piece of equipment.



##### STEP 2: procedure writing

Using the collected information, the Field Engineer creates custom, machine-specific illustrated lockout procedures for each piece of equipment. The procedures outline the steps to isolate machines from their energy supply, to release any residual energy, and to check their energy-neutral state.



##### STEP 3: procedure approval

All lockout procedures are presented via the LINK360 software to facilitate company-approvals, edits and digital or printed communication.



##### STEP 4: energy source labelling

The Field Engineer labels all energy control points using standard colour-coded energy source ID tags. The tagged energy control points will be referred to in your custom lockout procedures using pictures.



## Lockout/Tagout Service Packs

We offer 3 Lockout/Tagout Service packs:

### Lockout/Tagout Assistance:

- get a detailed Lockout/Tagout introduction and a best practice procedure example
- get an introduction to LINK360 software for procedure writing
- gain knowledge on best practice Lockout/Tagout procedure writing

### Visual Lockout Procedure Assistance (VLOP Assistance)

- get a Lockout/Tagout introduction and a complete LINK360 software training
- receive guidance and training on how to write best practice lockout procedures
- get a best practice lockout procedure for a specific small machine in your facility

### Full Visual Lockout Procedure (Full VLOP)

- invite our experienced field engineers to create best practice lockout procedures
- get best practice lockout procedures for every machine in your facility
- outsource the complete Lockout/Tagout implementation to save internal resources

	LoTo assistance service	VLOP* assistance service	Full VLOP*
Duration (days)	2	2	TBD
Kickoff meeting & Closing	x	x	x
Introduce Lockout/Tagout Energy (LoTo) control program		x	x
Detailed introduction on Lockout/Tagout Energy (LoTo) control program	x		
Analyse current LoTo status	x		
High level view on LoTo procedures	x		
Pre-audit to determine pricing of full VLOP	x	(x)**	
Audit existing LoTo procedures			(x)**
Audit to identify energy sources			x
Link360 - Basic introduction - onsite	x		
Link360 - Basic user training - onsite / off site			x
Link360 - Complete training - onsite		x	
Create one LoTo procedure example in LINK360	x		
Create a complete LoTo procedure for a small machine in LINK360		x	
Training on the job & practice excercisses on procedure writing		x	
Create complete LoTo procedures for all machines in LINK360			x
Installing laminated procedures overviews and install tags / labels			(x)**
Share best practices, tips & tricks	x	x	x

\*Visual Lockout Procedure Service

\*\*Optional or on request



Meet our engineers!

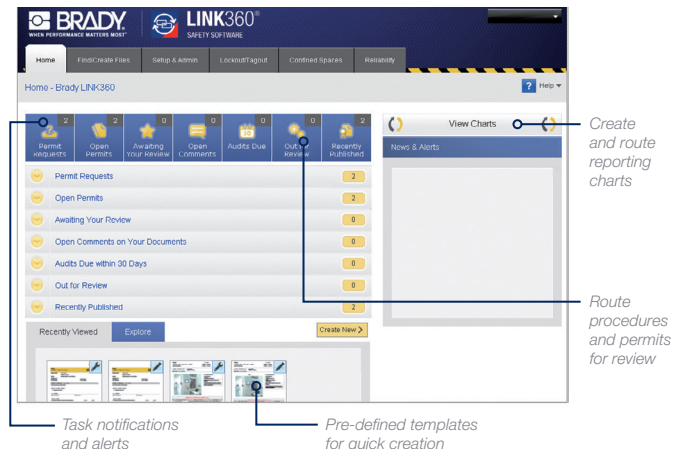


## Discover the LINK360™ software solution advantage

Link360™ Software is the first software to give you a complete view of the activities associated with creating, reviewing and updating visual information. This software provides an easy way to keep your safety procedures accurate, compliant and sustainable – both in your facility and across multiple locations.

### Discover the LINK360™ software modules

Pre-defined templates and the ability to easily add users from any site in your company, create a comprehensive yet easy to use solution to manage your Lockout/Tagout, Reliability and Confined Space activities.



The **lockout/tagout Module** focuses on creating and maintaining a safe working environment with tools to help lock out hazardous energy sources. By accessing this module users can:

- Manage lockout/tagout programmes to perform maintenance on machinery.
- Create visually instructive safety procedures, tags, and energy source labels for printing.
- Meet regulatory requirements and industry standards on lockout of hazardous energy sources.
- Free mobile app for iOS or Android, mobile phones and tablets.



The **Reliability Module** provides tools to streamline regular equipment checks. By accessing this module users can:

- Manage the creation of visually instructive maintenance procedures that assist operators, engineers, and technicians in maintaining machine equipment performance levels.
- Control access to who may view, edit, and create templates and procedures.
- Free mobile app for iOS or Android, mobile phones and tablets.



The **Confined Spaces Module** allows users to compile assessments, create permits, and track history for confined space permitting.

- Identify confined space hazards and classify a space as a 'permit required' confined space.
- Entrants are able to fill out permission requests online for approval.
- Meet regulatory requirements and industry standards on lockout of hazardous energy sources.
- Permission history is logged for future audits and reporting.

**Download now!**  
Download the iOS app  
or Android app.

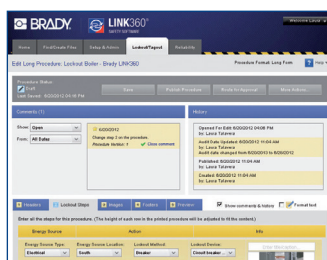


iOS app



Android app.

LINK360 cloud-based answers the most pressing visual information needs. Faced with the task of handling visual information across multiple locations, companies need a way to take the management of equipment visuals to the next level by closing the loop on scalability and sustainability.



1. Design



2. Post



3. Monitor

## Effective control of hazardous energy

To ensure de-energisation and isolation of all potentially hazardous energies that supply production or facility operating equipment, so that the equipment can be safely serviced or maintained.

**Energy isolating device** – a mechanical device that, when utilised or activated, physically prevents the transmission or release of energy, including

- a manually operated electrical circuit breaker
- a disconnect switch
- a gate / ball / plug / butterfly shut-off valve



## Hazardous energies where LO/TO is the ideal means of control:

- Electrical
- Mechanical
- Pneumatic
- Hydraulic
- Liquid & gaseous chemicals
- Thermal
- Hot surfaces & substances
- Gravitational
- Overhead objects or equipment that may fall & crush
- Other stored energy
- Flywheel stopped mid-motion, residual electrical that needs to be bled

Remember that production, plant or facility equipment commonly have **more than 2 types of energy present.**





## Padlocks

Brady's high quality padlocks are ideally suited for lockout tagout applications.

- 18 Find the best padlock for your needs
- 20 Padlock comparison
- 23 Brady SafeKey Lockout Padlocks
- 25 SafeKey Nylon Padlocks
- 27 Traditional Nylon Padlocks
- 28 SafeKey Nylon Compact Padlocks
- 30 Traditional Nylon Compact Padlocks
- 31 Traditional Nylon Compact Cable Padlocks
- 32 Safety Security Padlocks
- 32 Brass Padlocks
- 33 SafeKey Aluminium Padlocks
- 34 Traditional Full Aluminium Padlocks
- 35 Traditional Aluminium Compact Padlocks
- 36 Laminated Steel Padlocks
- 36 Ultimate Security Padlocks
- 37 Fully Insulated Padlocks
- 37 Brass Padlocks with stainless steel shackle
- 37 Brass Padlocks with hardened steel shackle
- 37 Combination padlock
- 38 Safety lock & tag carrier
- 38 Labels and tags for padlocks
- 39 Padlock lubricant
- 39 Cable & chain



# Find the best padlock for your needs

With so many options available, choosing the right padlock for your job can be confusing. Let us help you get the padlock that fits your needs.

## Body material options



### Nylon

#### Non-conductive

Ideal for electrical applications and enclosures

#### Easy to carry

Lightweight with ribbed design for easy gripping

#### Key retaining security\*

Key releases only on lock closure

#### Most common

Preferred for most indoor lockout applications



### Aluminium

#### Long-lasting

Anodised, corrosion-resistant finish provides extended life

#### Increased security

Durable construction for better tamper resistance

#### Corrosion resistant

Resilient against harsh environments, such as food, oil and chemical

#### Versatile usage

Great for indoor and outdoor use



### Steel

#### Heavy-duty

Laminated steel body withstands severe physical abuse

#### Maximum corrosion protection

Individual coated steel plates protects against extreme corrosion

#### Key retaining security

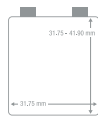
Key releases only on lock closure

#### Highest durability

High performance in extreme outdoor and harsh environments

\*Not all nylon padlocks have a key retaining feature

## Body size options



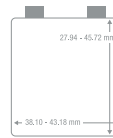
### Compact

#### Material availability

Nylon, aluminium

#### Ideal usage

Everyday applications, small spaces and circuit breakers




### Standard

#### Material availability

Nylon, aluminium, steel

#### Ideal usage

Fits wide variety of devices - electrical, valve and cable



### Long body

#### Material availability

Nylon only

#### Ideal usage

Displaying additional information and languages on body label

## Shackle material options



### Steel shackle

#### Vertical Clearance Options

20, 38, 50, 76 mm

#### Body Material Availability

Nylon, aluminium, steel

#### Ideal Usage

Most common with extra durability for tough environments



### Plastic shackle

#### Vertical Clearance Options

25, 38 mm

#### Body Material Availability

Nylon only

#### Ideal Usage

Non-conductive for working on electrical circuits/panels



### Aluminium shackle

#### Vertical Clearance Options

25, 38 mm

#### Body Material Availability

Nylon only

#### Ideal Usage

Ideal for electrical applications and small spaces



### Cable shackle

#### Vertical Clearance Options

106.68 & 203.20 mm

#### Body Material Availability

Nylon only

#### Ideal Usage

Versatile, multi-purpose solution, angle and twist to fit tight spaces

## Body colour options

### Body material









### Available colours

Nylon	●	●	●	●	●	●	●	●	●
Aluminium	●	●	●	●	●	●	●	●	●
Steel	●	●	●	●	●	●	●	●	●



# Find the best padlock for your needs

## Shackle size options

								
Shackle size	20 mm	25 mm	38 mm	40 mm	50 mm	75 mm	106.68 mm	203.20 mm
Shackle material	Steel only	Nylon, aluminium, steel	Nylon, aluminium, steel	Aluminium	Aluminium, steel	Steel only	Cable only	Cable only
Body size	Standard only	Compact only	Standard, Compact, Long	Standard, Compact	Standard, Compact	Standard, Compact	Compact only	Compact only
Body material	Steel only	Nylon, aluminium	Nylon, aluminium	Aluminium only	Steel only	Nylon, aluminium, steel	Nylon only	Nylon only

## Padlock types



### SafeKey Lockout Padlocks

#### Advanced Key Security

Patent-pending locking mechanism includes six precision steel tumbler blades

#### More Unique Key Possibilities

Ideal for large organisations using hundreds to thousands of locks

#### Easy Operation

Extra smooth key insertion and removal – even when wearing gloves!

#### Long-lasting

Linear, low-friction lock mechanism helps maintain key integrity



### Traditional Padlocks

#### Classic Padlock Design

Traditional jagged key design and pin tumbler lock mechanism

#### Fewer Key Combinations

Ideal for small work groups and facilities with fewer energy isolation points

#### Multi-purpose Solution

Flexible cable locks available for tight spaces and simultaneous lockout points

#### More Material Options

Available in non-conductive nylon, aluminum and laminated steel lock bodies

## Keying options

### Standard options



**Keyed Different (KD)** – Each lock is opened by its own unique key. Perfect for simple lockout applications and a manageable number of energy isolation points.



**Keyed Alike (KA)** – Each lock in the group can be opened with the same key. Easy to find the right key, reduces number of keys needed to carry. Ideal for individuals or trades responsible for multiple machines or isolation points.

### Custom options



**Master Keyed (MK)** – Each grouping of locks (whether keyed alike or different) can be opened with a master key. Useful for larger, complex systems when supervisory access may be required



**Grand Master Keyed (GMK)** – The grand master key can open all locks grouped into two or more master keyed systems. Useful for larger, complex systems where supervisory or managerial access to all locks in the facility is needed.

# Padlock comparison



	Traditional Nylon Compact aluminium shackle	SafeKey Nylon Compact plastic shackle	SafeKey Nylon Compact aluminium shackle	Traditional Nylon Compact Cable	Traditional Nylon steel shackle	SafeKey Nylon steel shackle	Traditional Full Nylon	SafeKey Nylon plastic shackle
<b>Key mechanism</b>	Pin Tumbler	Linear Blade	Linear Blade	Pin Tumbler	Pin Tumbler	Linear Blade	Pin Tumbler	Linear Blade
<b>Shackle</b>								
Stainless steel						38/76		
Hardened steel					38 (75*)			
Nylon (polymer plastic)		25					38	38
Aluminium	25/38/50/75		25/38		38 (75*)			
Brass								
Nylon encased steel								
PVC encased steel cable				200/400				
Diameter	4.70	4.70	4.70	4.70	6.50	6.40	6.50	6.40
<b>Colours</b>								
Red	•	•	•	•	•	•	•	•
Yellow	•	•	•	•	•	•	•	•
Black	•	•	•	•	•	•	•	•
Blue	•	•	•	•	•	•	•	•
Green	•	•	•	•	•	•	•	•
Orange	•	•	•	•	•	•	•	•
Grey (silver)	•			•	•		•	
White	•	•	•	•	•	•	•	•
Brown	•	•	•	•	•	•	•	•
Purple	•	•	•	•	•	•	•	•
<b>Key possibilities</b>								
KD	•	•	•	•	•	•	•	•
KA	•	•	•	•	•	•	•	•
MK	•	•	•	•	•	•	•	•
GMK	•	•	•	•	•	•	•	•
Key chart	•	•	•	•	•	•	•	•
# keys for KD	1	1	1	1	1	1	1	1
# keys for KA/MK/GMK	2	1	1	2	2	1	2	1
Key-retaining	•	•	•	•	•	•	•	•
# of pins/blades	5	6	6	5	6	6	6	
<b>Engraving/Printing</b>								
Front	•	•	•	•	•	•	•	•
Back	•	•	•	•	•	•	•	•
Side	•	•	•	•		•		•
Bottom								
Key	•	•		•	•	•	•	•
PrintFace		•	•			•		•
Labels supplied	EN/FR	EN/FR/ES	EN/FR/ES	EN/FR	EN/FR	EN/FR/ES	EN/FR	EN/FR/ES
<b>Can be combined with</b>								
Traditional Nylon Compact	•			•	•		•	
SafeKey Nylon Compact		•	•			•		•
Traditional Nylon Compact - Cable	•			•	•		•	
Traditional Nylon	•			•			•	
SafeKey Nylon		•	•			•		•
Traditional Full Nylon	•			•	•			
SafeKey Nylon		•	•			•		•
Traditional Nylon - Long Body	•			•	•		•	
Traditional Aluminium Compact	•			•	•		•	
Traditional Full Aluminium	•			•	•		•	
SafeKey Aluminium		•	•			•		•

\*Only on request \*\*Non key retaining on request

# Padlock comparison



Traditional Long Body	Traditional Aluminium Compact aluminium shackle	Traditional Full Aluminium	SafeKey Aluminium steel shackle	Safety Security	Steel	Brass
Pin Tumbler	Pin Tumbler	Pin Tumbler	Linear Blade	Pin Tumbler	Pin Tumbler	Pin Tumbler
20/38/51 (75*)						
38*						
38*	25/40/50/75	25/40/75	38/76			21
				38/75		
6.50	4.70	6.50	6.40	6.50	7.00	6.50
•	•	•	•	•	•	•
•	•	•	•	•	•	•
•	•	•	•	•	•	•
•	•	•	•	•	•	•
•	•	•	•	•	•	•
•*	•*	•	•	•*		•
•*				•	•	
•*	•*	•	•	•*	•	
•*	•*	•	•	•*	•	
•	•	•	•	•	•	(on request)
•	•	•	•	•	•	•
•	•	•	•	•	•	
•	•	•	•	•	•	
•	•	•	•	•	•	
1	1	2	2	1	1	2
2	2	2	1	1	2	2
•	•	•*		•**	•	•*
6	5	6	6	6	5	4
•	•	•	•	•		
•	•	•	•	•		
•	•	•	•	•		
•	•	•	•	•	•	•
•	•	•	•	•	•	•
EN/FR, EN/ES				EN/FR, EN/ES		
•	•	•				
•	•	•	•			
•	•	•				
•	•	•	•			
•	•	•	•			
•	•	•				
•	•	•				
•	•	•				

## ULTIMATE



### By printing (PrintFace)\*

Print a face or any other personalisation in high resolution directly on the padlock, because safety is personal.

The print resists abrasion, chemicals and UV-radiation and can be applied both to the front and back of the padlock.



\*PrintFace is exclusively available on SafeKey padlocks with custom keying or standard keying option.

## ADVANCED



### By engraving

Brady offers reliable laser engraving for all our Lockout/Tagout padlocks. Ideal in abrasive or heavy industrial contexts.

## STANDARD



### By labelling

Use the labels included with your Lockout/Tagout padlocks. It can include the name of its owner and a phone number or any other information.



Find out everything you need to know about personalising your padlocks on [www.bradyeurope.com/padlockpersonalisation](http://www.bradyeurope.com/padlockpersonalisation)

## Made like no other

In the last 50 years we've seen a manufacturing technology boom matched only by the industrial revolution. In fact, industrial maintenance employment has grown by more than 20% in the last decade.\* With these advances, lockout needs have grown. Choose SafeKey Lockout Padlocks, exclusively from Brady, to lock in to ultimate key precision and advanced key security for years to come.

With this innovatively designed padlock you get up to **700% more unique key possibilities than a standard safety padlock**, without sacrificing a secure lockout. It's all in the forward-thinking design of the locking mechanism and unique key blade that gives you more precision and control in your lockout program. With that level of precision, you're covered from your simple to highly complex lockout needs. You also get:

- easy operation with extra smooth key insertion and removal – even when wearing gloves!
- fast identification with the colour-matched key and lock body
- years of use with the low-friction locking mechanism that helps maintain key integrity
- excellent durability in every industrial environment

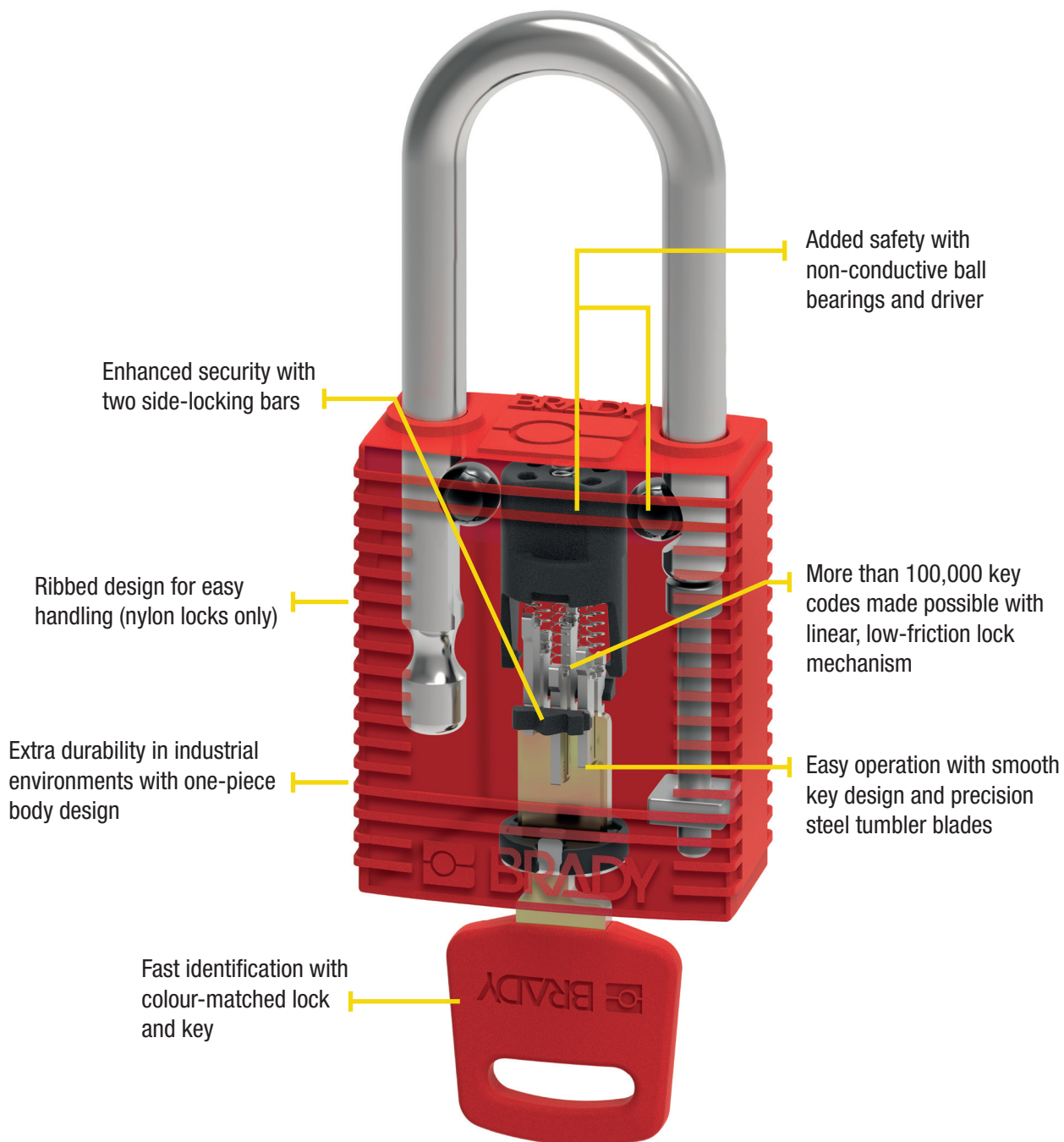


9 different colour options available

\*U.S. Bureau of Labor Statistics.  
(2019, January 22). Occupational Employment Statistics. <https://www.bls.gov/oes/tables.htm>

## See the difference in the details

Product innovations are only as good as the benefits they provide. See the difference you get with the patent-pending SafeKey Lockout Padlocks:



### Traditional safety padlocks

- Pin tumbler lock mechanism
- Jagged key design
- Up to 15,000 key codes



See the new SafeKey Lockout Padlocks in action

Watch the video on:

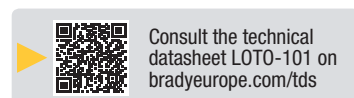
[www.bradyeurope.com/SafeKey](http://www.bradyeurope.com/SafeKey)



## SafeKey Nylon Padlocks with steel shackle

- Lightweight non-sparking nylon body with a durable steel shackle
- Non-conductive locking mechanism
- Ribbed design for safe handling
- Ideal for general lockout applications
- Key-retaining lock feature

1 key supplied for each padlock. Custom keying options available.  
Supplied with padlock labels in English, French and Spanish.  
Engraving on front, back, sides & key.



Order Reference	Colour	Shackle Height (mm)	Shackle Diameter (mm)	Shackle Clearance (mm)	Shackle Width (mm)	Depth (mm)	Height (mm)	Width (mm)	Quantity
<b>Shackle Height 38 mm / KA - Keyed Alike / pack of 3</b>									
150294	Black	38.00	6.40	20.00	33.00	19.00	84.00	38.00	3
150317	Blue	38.00	6.40	20.00	33.00	19.00	84.00	38.00	3
150228	Brown	38.00	6.40	20.00	33.00	19.00	84.00	38.00	3
150341	Green	38.00	6.40	20.00	33.00	19.00	84.00	38.00	3
150364	Orange	38.00	6.40	20.00	33.00	19.00	84.00	38.00	3
150229	Purple	38.00	6.40	20.00	33.00	19.00	84.00	38.00	3
150271	Red	38.00	6.40	20.00	33.00	19.00	84.00	38.00	3
150340	White	38.00	6.40	20.00	33.00	19.00	84.00	38.00	3
150246	Yellow	38.00	6.40	20.00	33.00	19.00	84.00	38.00	3
<b>Shackle Height 38 mm / KD - Keyed Differently / pack of 1</b>									
150234	Black	38.00	6.40	20.00	33.00	19.00	84.00	38.00	1
150251	Blue	38.00	6.40	20.00	33.00	19.00	84.00	38.00	1
150275	Brown	38.00	6.40	20.00	33.00	19.00	84.00	38.00	1
150368	Green	38.00	6.40	20.00	33.00	19.00	84.00	38.00	1
150320	Orange	38.00	6.40	20.00	33.00	19.00	84.00	38.00	1
150250	Purple	38.00	6.40	20.00	33.00	19.00	84.00	38.00	1
150321	Red	38.00	6.40	20.00	33.00	19.00	84.00	38.00	1
150367	White	38.00	6.40	20.00	33.00	19.00	84.00	38.00	1
150343	Yellow	38.00	6.40	20.00	33.00	19.00	84.00	38.00	1
<b>Shackle Height 38 mm / KD - Keyed Differently / pack of 6</b>									
150224	Black	38.00	6.40	20.00	33.00	19.00	84.00	38.00	6
150316	Blue	38.00	6.40	20.00	33.00	19.00	84.00	38.00	6
150269	Brown	38.00	6.40	20.00	33.00	19.00	84.00	38.00	6
150337	Green	38.00	6.40	20.00	33.00	19.00	84.00	38.00	6
150336	Orange	38.00	6.40	20.00	33.00	19.00	84.00	38.00	6
150362	Purple	38.00	6.40	20.00	33.00	19.00	84.00	38.00	6
150270	Red	38.00	6.40	20.00	33.00	19.00	84.00	38.00	6
150292	White	38.00	6.40	20.00	33.00	19.00	84.00	38.00	6
150225	Yellow	38.00	6.40	20.00	33.00	19.00	84.00	38.00	6
<b>Shackle Height 76 mm / KD - Keyed Differently / pack of 1</b>									
150274	Black	76.00	6.40	20.00	33.00	19.00	122.00	38.00	1
150249	Blue	76.00	6.40	20.00	33.00	19.00	122.00	38.00	1
150247	Brown	76.00	6.40	20.00	33.00	19.00	122.00	38.00	1
150319	Green	76.00	6.40	20.00	33.00	19.00	122.00	38.00	1
150248	Orange	76.00	6.40	20.00	33.00	19.00	122.00	38.00	1
150233	Purple	76.00	6.40	20.00	33.00	19.00	122.00	38.00	1
150357	Red	76.00	6.40	20.00	33.00	19.00	122.00	38.00	1
150295	White	76.00	6.40	20.00	33.00	19.00	122.00	38.00	1
150296	Yellow	76.00	6.40	20.00	33.00	19.00	122.00	38.00	1



### PrintFace

Print a face or any other personalisation in high resolution directly on the padlock, because safety is personal.

# SafeKey Nylon Padlocks



## SafeKey Nylon Padlocks with plastic shackle

- Lightweight non-sparking nylon body with polymer plastic shackle that's non-conductive and non-sparking
- Non-conductive locking mechanism
- Ribbed design for safe handling
- Ideal for electrical applications or general lockout applications

1 key supplied for each padlock. Custom keying options available.  
Supplied with padlock labels in English, French and Spanish.  
Engraving on front, back, sides & key.



Order Reference	Colour	Shackle Height (mm)	Shackle Diameter (mm)	Shackle Clearance (mm)	Shackle Width (mm)	Depth (mm)	Height (mm)	Width (mm)	Quantity
<b>Shackle Height 38 mm / KA - Keyed Alike / pack of 3</b>									
150315	● Black	38.00	6.40	20.00	33.00	19.00	84.00	38.00	3
150268	● Blue	38.00	6.40	20.00	33.00	19.00	84.00	38.00	3
150314	● Brown	38.00	6.40	20.00	33.00	19.00	84.00	38.00	3
150223	● Green	38.00	6.40	20.00	33.00	19.00	84.00	38.00	3
150222	● Orange	38.00	6.40	20.00	33.00	19.00	84.00	38.00	3
150353	● Purple	38.00	6.40	20.00	33.00	19.00	84.00	38.00	3
150291	● Red	38.00	6.40	20.00	33.00	19.00	84.00	38.00	3
150267	○ White	38.00	6.40	20.00	33.00	19.00	84.00	38.00	3
150290	● Yellow	38.00	6.40	20.00	33.00	19.00	84.00	38.00	3
<b>Shackle Height 38 mm / KD - Keyed Differently / pack of 1</b>									
150231	● Black	38.00	6.40	20.00	33.00	19.00	84.00	38.00	1
150366	● Blue	38.00	6.40	20.00	33.00	19.00	84.00	38.00	1
150318	● Brown	38.00	6.40	20.00	33.00	19.00	84.00	38.00	1
150273	● Green	38.00	6.40	20.00	33.00	19.00	84.00	38.00	1
150230	● Orange	38.00	6.40	20.00	33.00	19.00	84.00	38.00	1
150272	● Purple	38.00	6.40	20.00	33.00	19.00	84.00	38.00	1
150342	● Red	38.00	6.40	20.00	33.00	19.00	84.00	38.00	1
150365	○ White	38.00	6.40	20.00	33.00	19.00	84.00	38.00	1
150232	● Yellow	38.00	6.40	20.00	33.00	19.00	84.00	38.00	1
<b>Shackle Height 38 mm / KD - Keyed Differently / pack of 6</b>									
150351	● Black	38.00	6.40	20.00	33.00	19.00	84.00	38.00	6
150221	● Blue	38.00	6.40	20.00	33.00	19.00	84.00	38.00	6
150309	● Brown	38.00	6.40	20.00	33.00	19.00	84.00	38.00	6
150334	● Green	38.00	6.40	20.00	33.00	19.00	84.00	38.00	6
150310	● Orange	38.00	6.40	20.00	33.00	19.00	84.00	38.00	6
150350	● Purple	38.00	6.40	20.00	33.00	19.00	84.00	38.00	6
150311	● Red	38.00	6.40	20.00	33.00	19.00	84.00	38.00	6
150308	○ White	38.00	6.40	20.00	33.00	19.00	84.00	38.00	6
150265	● Yellow	38.00	6.40	20.00	33.00	19.00	84.00	38.00	6



## Traditional Nylon Padlocks

With a variety of different shackle sizes, materials and colours!

- Comes standard with hardened steel shackle for enhanced security or with nylon shackle to cut off the electrical current from the shackle to the key
- Aluminium shackle available on request for a significant reduction in weight
- Available in 10 different colours
- Key retaining system (Key won't release until padlock shackle is correctly closed)
- Optional laser engraving\*

Locks are supplied keyed different. 1 key supplied with each padlock.

Custom keying options available.

Supplied with padlock labels in English/French for Standard & Nylon and English/French and English/Spanish for Long Body.



## Traditional Nylon Padlocks with hardened steel shackle



Consult the technical datasheet LOTO-8 on [bradyeurope.com/tds](http://bradyeurope.com/tds)



Order Reference	Colour	Shackle Height (mm)	Shackle Diameter (mm)	Shackle Clearance (mm)	Shackle Width (mm)	Depth (mm)	Height (mm)	Width (mm)	Quantity
051353	Black	38.10	6.35	20.32	33.00	19.50	86.50	38.50	6
051344	Blue	38.10	6.35	20.32	33.00	19.50	86.50	38.50	6
813636	Brown	38.00	6.50	20.00	33.00	19.50	86.50	38.50	6
051345	Green	38.10	6.35	20.32	33.00	19.50	86.50	38.50	6
814113	Grey	38.00	6.50	20.00	33.00	19.50	86.50	38.50	6
051347	Orange	38.10	6.35	20.32	33.00	19.50	86.50	38.50	6
813637	Purple	38.00	6.50	20.00	33.00	19.50	86.50	38.50	6
051339	Red	38.00	6.50	20.00	33.00	19.50	86.50	38.50	6
813638	White	38.00	6.50	20.00	33.00	19.50	86.50	38.50	6
051346	Yellow	38.10	6.35	20.32	33.00	19.50	86.50	38.50	6

\*Optional Engraving on front & back

## Traditional Nylon Padlocks with nylon shackle



Consult the technical datasheet LOTO-6 on [bradyeurope.com/tds](http://bradyeurope.com/tds)



Order Reference	Colour	Shackle Height (mm)	Shackle Diameter (mm)	Shackle Clearance (mm)	Shackle Width (mm)	Depth (mm)	Height (mm)	Width (mm)	Quantity
813595	Black	38.00	6.50	20.00	33.00	19.50	86.50	38.00	6
813593	Blue	38.00	6.50	20.00	33.00	19.50	86.50	38.00	6
813639	Brown	38.00	6.50	20.00	33.00	19.50	86.50	38.00	6
813597	Green	38.00	6.50	20.00	33.00	19.50	86.50	38.00	6
814154	Grey	38.00	6.50	20.00	33.00	19.50	86.50	38.00	6
813598	Orange	38.00	6.50	20.00	33.00	19.50	86.50	38.00	6
813640	Purple	38.00	6.50	20.00	33.00	19.50	86.50	38.00	6
813594	Red	38.00	6.50	20.00	33.00	19.50	86.50	38.00	6
813641	White	38.00	6.50	20.00	33.00	19.50	86.50	38.00	6
813596	Yellow	38.00	6.50	20.00	33.00	19.50	86.50	38.00	6

\*Optional Engraving on front & back

\*\*These products meet the ATEX Equipment Directive.

## Traditional Nylon Long Body Padlocks with hardened steel shackle



Order Reference	Colour	Shackle Height (mm)	Shackle Diameter (mm)	Shackle Clearance (mm)	Shackle Width (mm)	Depth (mm)	Height (mm)	Width (mm)	Quantity
834463	Black	38.00	6.50	20.00	33.00	19.50	122.00	38.00	6
834462	Blue	38.00	6.50	20.00	33.00	19.50	122.00	38.00	6
834466	Green	38.00	6.50	20.00	33.00	19.50	122.00	38.00	6
834467	Orange	38.00	6.50	20.00	33.00	19.50	122.00	38.00	6
834464	Red	38.00	6.50	20.00	33.00	19.50	122.00	38.00	6
834465	Yellow	38.00	6.50	20.00	33.00	19.50	122.00	38.00	6

Long Body version: Purple, Brown, Grey and White colours available upon request for large volumes.

\*Optional Engraving on front, back & sides

# SafeKey Nylon Compact Padlocks



## SafeKey Nylon Compact Padlocks with plastic shackle

- Extremely compact and lightweight design
- Non-conductive and non-sparking nylon body and polymer shackle
- Non-conductive locking mechanism
- Ideal for electrical applications and small spaces
- Ribbed design for safe handling
- For electrical contractors, maintenance and electricians

1 key supplied for each padlock. Custom keying options available.  
Supplied with padlock labels in English, French and Spanish.  
Engraving on front, back, sides & key.



Consult the technical  
datasheet LOTO-100 on  
[bradyeurope.com/tds](http://bradyeurope.com/tds)

The compact safety padlock is perfect for small space applications and where lightweight and easy to carry locks are needed. For even more durable applications, please refer to Brady's range of padlocks with 6.40/6.50 mm diam shackles for more durability.



Order Reference	Colour	Shackle Height (mm)	Shackle Diameter (mm)	Shackle Clearance (mm)	Shackle Width (mm)	Depth (mm)	Height (mm)	Width (mm)	Quantity
<b>Shackle Height 25 mm / KA - Keyed Alike / pack of 3</b>									
150193	● Black	25.00	4.70	18.00	26.00	19.00	67.00	33.00	3
150192	● Blue	25.00	4.70	18.00	26.00	19.00	67.00	33.00	3
150196	● Brown	25.00	4.70	18.00	26.00	19.00	67.00	33.00	3
150191	● Green	25.00	4.70	18.00	26.00	19.00	67.00	33.00	3
150194	● Orange	25.00	4.70	18.00	26.00	19.00	67.00	33.00	3
150195	● Purple	25.00	4.70	18.00	26.00	19.00	67.00	33.00	3
150189	● Red	25.00	4.70	18.00	26.00	19.00	67.00	33.00	3
150197	○ White	25.00	4.70	18.00	26.00	19.00	67.00	33.00	3
150190	● Yellow	25.00	4.70	18.00	26.00	19.00	67.00	33.00	3
<b>Shackle Height 25 mm / KD - Keyed Differently / pack of 1</b>									
150184	● Black	25.00	4.70	18.00	26.00	19.00	67.00	33.00	1
150183	● Blue	25.00	4.70	18.00	26.00	19.00	67.00	33.00	1
150187	● Brown	25.00	4.70	18.00	26.00	19.00	67.00	33.00	1
150182	● Green	25.00	4.70	18.00	26.00	19.00	67.00	33.00	1
150185	● Orange	25.00	4.70	18.00	26.00	19.00	67.00	33.00	1
150186	● Purple	25.00	4.70	18.00	26.00	19.00	67.00	33.00	1
150180	● Red	25.00	4.70	18.00	26.00	19.00	67.00	33.00	1
150188	○ White	25.00	4.70	18.00	26.00	19.00	67.00	33.00	1
150181	● Yellow	25.00	4.70	18.00	26.00	19.00	67.00	33.00	1
<b>Shackle Height 25 mm / KD - Keyed Differently / pack of 6</b>									
150211	● Black	25.00	4.70	18.00	26.00	19.00	67.00	33.00	6
150210	● Blue	25.00	4.70	18.00	26.00	19.00	67.00	33.00	6
150214	● Brown	25.00	4.70	18.00	26.00	19.00	67.00	33.00	6
150209	● Green	25.00	4.70	18.00	26.00	19.00	67.00	33.00	6
150212	● Orange	25.00	4.70	18.00	26.00	19.00	67.00	33.00	6
150213	● Purple	25.00	4.70	18.00	26.00	19.00	67.00	33.00	6
150207	● Red	25.00	4.70	18.00	26.00	19.00	67.00	33.00	6
150215	○ White	25.00	4.70	18.00	26.00	19.00	67.00	33.00	6
150208	● Yellow	25.00	4.70	18.00	26.00	19.00	67.00	33.00	6



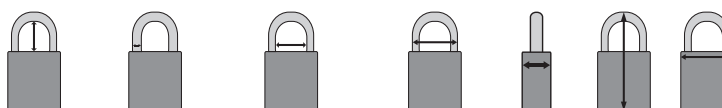
## PrintFace

Print a face or any other personalisation in high resolution directly on the padlock, because safety is personal.

## SafeKey Nylon Compact Padlocks with aluminium shackle


- Extremely compact and lightweight design
- Non-conductive and non-sparking nylon body
- Non-conductive locking mechanism
- Ideal for electrical applications and small spaces
- Ribbed design for safe handling
- For electrical contractors, maintenance and electricians

1 key supplied for each padlock. Custom keying options available.  
Supplied with padlock labels in English, French and Spanish.  
Engraving on front, back, sides & key.



Order Reference	Colour	Shackle Height (mm)	Shackle Diameter (mm)	Shackle Clearance (mm)	Shackle Width (mm)	Depth (mm)	Height (mm)	Width (mm)	Quantity
<b>Shackle Height 25 mm / KD - Keyed Differently / pack of 1</b>									
152159	● Black	25.00	4.70	18.00	26.00	19.00	67.00	33.00	1
152158	● Blue	25.00	4.70	18.00	26.00	19.00	67.00	33.00	1
152162	● Brown	25.00	4.70	18.00	26.00	19.00	67.00	33.00	1
152157	● Green	25.00	4.70	18.00	26.00	19.00	67.00	33.00	1
152160	● Orange	25.00	4.70	18.00	26.00	19.00	67.00	33.00	1
152161	● Purple	25.00	4.70	18.00	26.00	19.00	67.00	33.00	1
152155	● Red	25.00	4.70	18.00	26.00	19.00	67.00	33.00	1
152163	○ White	25.00	4.70	18.00	26.00	19.00	67.00	33.00	1
152156	● Yellow	25.00	4.70	18.00	26.00	19.00	67.00	33.00	1
<b>Shackle Height 25 mm / KD - Keyed Differently / pack of 6</b>									
152168	● Black	25.00	4.70	18.00	26.00	19.00	67.00	33.00	6
152167	● Blue	25.00	4.70	18.00	26.00	19.00	67.00	33.00	6
152171	● Brown	25.00	4.70	18.00	26.00	19.00	67.00	33.00	6
152166	● Green	25.00	4.70	18.00	26.00	19.00	67.00	33.00	6
152169	● Orange	25.00	4.70	18.00	26.00	19.00	67.00	33.00	6
152170	● Purple	25.00	4.70	18.00	26.00	19.00	67.00	33.00	6
152164	● Red	25.00	4.70	18.00	26.00	19.00	67.00	33.00	6
152172	○ White	25.00	4.70	18.00	26.00	19.00	67.00	33.00	6
152165	● Yellow	25.00	4.70	18.00	26.00	19.00	67.00	33.00	6
<b>Shackle Height 38 mm / KD - Keyed Differently / pack of 1</b>									
151659	● Black	38.00	4.70	18.00	26.00	19.00	80.00	33.00	1
151658	● Blue	38.00	4.70	18.00	26.00	19.00	80.00	33.00	1
151662	● Brown	38.00	4.70	18.00	26.00	19.00	80.00	33.00	1
151657	● Green	38.00	4.70	18.00	26.00	19.00	80.00	33.00	1
151660	● Orange	38.00	4.70	18.00	26.00	19.00	80.00	33.00	1
151661	● Purple	38.00	4.70	18.00	26.00	19.00	80.00	33.00	1
151655	● Red	38.00	4.70	18.00	26.00	19.00	80.00	33.00	1
151663	○ White	38.00	4.70	18.00	26.00	19.00	80.00	33.00	1
151656	● Yellow	38.00	4.70	18.00	26.00	19.00	80.00	33.00	1
<b>Shackle Height 38 mm / KD - Keyed Differently / pack of 6</b>									
151668	● Black	38.00	4.70	18.00	26.00	19.00	80.00	33.00	6
151667	● Blue	38.00	4.70	18.00	26.00	19.00	80.00	33.00	6
151671	● Brown	38.00	4.70	18.00	26.00	19.00	80.00	33.00	6
151666	● Green	38.00	4.70	18.00	26.00	19.00	80.00	33.00	6
151669	● Orange	38.00	4.70	18.00	26.00	19.00	80.00	33.00	6
151670	● Purple	38.00	4.70	18.00	26.00	19.00	80.00	33.00	6
151664	● Red	38.00	4.70	18.00	26.00	19.00	80.00	33.00	6
151672	○ White	38.00	4.70	18.00	26.00	19.00	80.00	33.00	6
151665	● Yellow	38.00	4.70	18.00	26.00	19.00	80.00	33.00	6

# Traditional Nylon Compact Padlocks



## Traditional Nylon Compact Padlocks


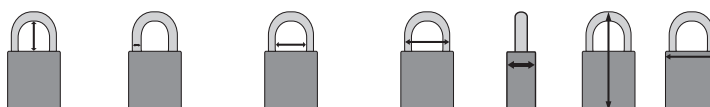
Compact & Lightweight padlocks - easy to use for effective energy control!

- Non-conductive nylon body and aluminium shackle
- Minimum weight for padlock is only 40 g
- Key retaining system
- Maximum Operation Temperature 120 °C
- Colour coding allows for easy identification of Lockout teams during maintenance programmes
- Small shackle diameter ideal for lockout ready equipment with 5 mm holes
- Optional Laser Engraving on front, back & sides

Locks are supplied keyed different. 1 key supplied with each padlock.

Custom keying options available. Supplied with Padlock labels in English/French.

The compact safety padlock is perfect for small space applications and where lightweight and easy to carry locks are needed. For even more durable applications, please refer to Brady's range of padlocks with 6.50 mm diam shackles for more durability.



Order Reference	Colour	Shackle Height (mm)	Shackle Diameter (mm)	Shackle Clearance (mm)	Shackle Width (mm)	Depth (mm)	Height (mm)	Width (mm)	Quantity
<b>Shackle Height 25 mm</b>									
814115	● Black	25.00	4.70	17.00	26.00	16.00	64.00	32.00	6
814114	● Blue	25.00	4.70	17.00	26.00	16.00	64.00	32.00	6
814120	● Brown	25.00	4.70	17.00	26.00	16.00	64.00	32.00	6
814118	● Green	25.00	4.70	17.00	26.00	16.00	64.00	32.00	6
814123	● Grey	25.00	4.70	17.00	26.00	16.00	64.00	32.00	6
814119	● Orange	25.00	4.70	17.00	26.00	16.00	64.00	32.00	6
814121	● Purple	25.00	4.70	17.00	26.00	16.00	64.00	32.00	6
814116*	● Red	25.00	4.70	17.00	26.00	16.00	64.00	32.00	6
814122	○ White	25.00	4.70	17.00	26.00	16.00	64.00	32.00	6
814117	● Yellow	25.00	4.70	17.00	26.00	16.00	64.00	32.00	6
<b>Shackle Height 38 mm</b>									
814125	● Black	38.00	4.70	17.00	26.00	16.00	77.00	32.00	6
814124	● Blue	38.00	4.70	17.00	26.00	16.00	77.00	32.00	6
814130	● Brown	38.00	4.70	17.00	26.00	16.00	77.00	32.00	6
814128	● Green	38.00	4.70	17.00	26.00	16.00	77.00	32.00	6
814133	● Grey	38.00	4.70	17.00	26.00	16.00	77.00	32.00	6
814129	● Orange	38.00	4.70	17.00	26.00	16.00	77.00	32.00	6
814131	● Purple	38.00	4.70	17.00	26.00	16.00	77.00	32.00	6
814126*	● Red	38.00	4.70	17.00	26.00	16.00	77.00	32.00	6
814132	○ White	38.00	4.70	17.00	26.00	16.00	77.00	32.00	6
814127	● Yellow	38.00	4.70	17.00	26.00	16.00	77.00	32.00	6
<b>Shackle Height 50 mm</b>									
814135	● Black	50.00	4.70	17.00	26.00	16.00	99.00	32.00	6
814134	● Blue	50.00	4.70	17.00	26.00	16.00	99.00	32.00	6
814140	● Brown	50.00	4.70	17.00	26.00	16.00	99.00	32.00	6
814138	● Green	50.00	4.70	17.00	26.00	16.00	99.00	32.00	6
814143	● Grey	50.00	4.70	17.00	26.00	16.00	99.00	32.00	6
814139	● Orange	50.00	4.70	17.00	26.00	16.00	99.00	32.00	6
814141	● Purple	50.00	4.70	17.00	26.00	16.00	99.00	32.00	6
814136*	● Red	50.00	4.70	17.00	26.00	16.00	99.00	32.00	6
814142	○ White	50.00	4.70	17.00	26.00	16.00	99.00	32.00	6
814137	● Yellow	50.00	4.70	17.00	26.00	16.00	99.00	32.00	6
<b>Shackle Height 75 mm</b>									
814145	● Black	75.00	4.70	17.00	26.00	16.00	114.00	32.00	6
814144	● Blue	75.00	4.70	17.00	26.00	16.00	114.00	32.00	6
814150	● Brown	75.00	4.70	17.00	26.00	16.00	114.00	32.00	6
814148	● Green	75.00	4.70	17.00	26.00	16.00	114.00	32.00	6
814153	● Grey	75.00	4.70	17.00	26.00	16.00	114.00	32.00	6
814149	● Orange	75.00	4.70	17.00	26.00	16.00	114.00	32.00	6
814151	● Purple	75.00	4.70	17.00	26.00	16.00	114.00	32.00	6
814146*	● Red	75.00	4.70	17.00	26.00	16.00	114.00	32.00	6
814152	○ White	75.00	4.70	17.00	26.00	16.00	114.00	32.00	6
814147	● Yellow	75.00	4.70	17.00	26.00	16.00	114.00	32.00	6

\*This product meets the ATEX Equipment Directive


# Traditional Nylon Compact Cable Padlocks

## Traditional Nylon Compact Cable Padlocks

Compact & Lightweight padlocks - easy to use for effective energy control!

- Non-conductive nylon body and PVC encased steel cable
- Minimum weight for padlock is only 40 g
- Key retaining system
- Maximum Operation Temperature 120 °C
- Small cable diameter ideal for lockout ready equipment with 5 mm holes close to each other
- Optional Laser Engraving on Front, Back & Sides

Locks are supplied keyed different or keyed alike. 1 key supplied with each padlock.  
Custom keying options available. Supplied with Padlock labels in English/French.



Order Reference	Colour	Shackle Height (mm)	Shackle Diameter (mm)	Shackle Clearance (mm)	Shackle Width (mm)	Depth (mm)	Width (mm)	Quantity
<b>Cable length 200 mm</b>								
<b>KA - Keyed Alike</b>								
146128	Red	106.68	4.70	17.00	26.00	16.00	32.00	6
146129	Yellow	106.68	4.70	17.00	26.00	16.00	32.00	6
146130	Blue	106.68	4.70	17.00	26.00	16.00	32.00	6
146131	Green	106.68	4.70	17.00	26.00	16.00	32.00	6
195946	Black	106.68	4.70	17.00	26.00	16.00	32.00	6
195947	Brown	106.68	4.70	17.00	26.00	16.00	32.00	6
195948	Grey	106.68	4.70	17.00	26.00	16.00	32.00	6
195949	Orange	106.68	4.70	17.00	26.00	16.00	32.00	6
195950	Purple	106.68	4.70	17.00	26.00	16.00	32.00	6
195951	White	106.68	4.70	17.00	26.00	16.00	32.00	6
<b>KD - Keyed Differently</b>								
146120	Red	106.68	4.70	17.00	26.00	16.00	32.00	1
146121	Yellow	106.68	4.70	17.00	26.00	16.00	32.00	1
146122	Blue	106.68	4.70	17.00	26.00	16.00	32.00	1
146123	Green	106.68	4.70	17.00	26.00	16.00	32.00	1
195934	Black	106.68	4.70	17.00	26.00	16.00	32.00	1
195935	Brown	106.68	4.70	17.00	26.00	16.00	32.00	1
195936	Grey	106.68	4.70	17.00	26.00	16.00	32.00	1
195937	Orange	106.68	4.70	17.00	26.00	16.00	32.00	1
195938	Purple	106.68	4.70	17.00	26.00	16.00	32.00	1
195939	White	106.68	4.70	17.00	26.00	16.00	32.00	1
195972	Red	106.68	4.70	17.00	26.00	16.00	32.00	6
195973	Yellow	106.68	4.70	17.00	26.00	16.00	32.00	6
195974	Blue	106.68	4.70	17.00	26.00	16.00	32.00	6
195975	Green	106.68	4.70	17.00	26.00	16.00	32.00	6
195980	Black	106.68	4.70	17.00	26.00	16.00	32.00	6
195981	Brown	106.68	4.70	17.00	26.00	16.00	32.00	6
195982	Grey	106.68	4.70	17.00	26.00	16.00	32.00	6
195983	Orange	106.68	4.70	17.00	26.00	16.00	32.00	6
195984	Purple	106.68	4.70	17.00	26.00	16.00	32.00	6
195985	White	106.68	4.70	17.00	26.00	16.00	32.00	6
<b>Cable length 400 mm</b>								
<b>KA - Keyed Alike</b>								
146132	Red	203.20	4.70	17.00	26.00	16.00	32.00	6
146133	Yellow	203.20	4.70	17.00	26.00	16.00	32.00	6
146134	Blue	203.20	4.70	17.00	26.00	16.00	32.00	6
146135	Green	203.20	4.70	17.00	26.00	16.00	32.00	6
195952	Black	203.20	4.70	17.00	26.00	16.00	32.00	6
195953	Brown	203.20	4.70	17.00	26.00	16.00	32.00	6
195954	Grey	203.20	4.70	17.00	26.00	16.00	32.00	6
195955	Orange	203.20	4.70	17.00	26.00	16.00	32.00	6
195956	Purple	203.20	4.70	17.00	26.00	16.00	32.00	6
195957	White	203.20	4.70	17.00	26.00	16.00	32.00	6
<b>KD - Keyed Differently</b>								
146124	Red	203.20	4.70	17.00	26.00	16.00	32.00	1
146125	Yellow	203.20	4.70	17.00	26.00	16.00	32.00	1
146126	Blue	203.20	4.70	17.00	26.00	16.00	32.00	1
146127	Green	203.20	4.70	17.00	26.00	16.00	32.00	1
195940	Black	203.20	4.70	17.00	26.00	16.00	32.00	1
195941	Brown	203.20	4.70	17.00	26.00	16.00	32.00	1
195942	Grey	203.20	4.70	17.00	26.00	16.00	32.00	1
195943	Orange	203.20	4.70	17.00	26.00	16.00	32.00	1
195944	Purple	203.20	4.70	17.00	26.00	16.00	32.00	1
195945	White	203.20	4.70	17.00	26.00	16.00	32.00	1
195976	Red	203.20	4.70	17.00	26.00	16.00	32.00	6
195977	Yellow	203.20	4.70	17.00	26.00	16.00	32.00	6
195978	Blue	203.20	4.70	17.00	26.00	16.00	32.00	6
195979	Green	203.20	4.70	17.00	26.00	16.00	32.00	6
195986	Black	203.20	4.70	17.00	26.00	16.00	32.00	6
195987	Brown	203.20	4.70	17.00	26.00	16.00	32.00	6
195988	Grey	203.20	4.70	17.00	26.00	16.00	32.00	6
195989	Orange	203.20	4.70	17.00	26.00	16.00	32.00	6
195990	Purple	203.20	4.70	17.00	26.00	16.00	32.00	6
195991	White	203.20	4.70	17.00	26.00	16.00	32.00	6

# Safety Security Padlocks & Brass Padlocks



Consult the technical datasheet LOTO-73 on [bradyeurope.com/tds](http://bradyeurope.com/tds)

## Safety Security Padlocks

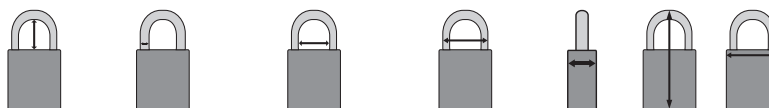
Nylon encased aluminium body with nylon encased steel shackle

- Solid aluminium core with steel shackle for best physical strength
- Body and shackle insulated against electric shock
- NANO PROTECT™ shackle for superior corrosion resistance
- Intrinsically safe
- Automatic locking for user convenience
- Compact and lightweight
- High precision 6-pin cylinder for better tamper-resistance
- Long Body version available on request (bilingual labelling)
- Key retaining system (Key won't release until padlock shackle is correctly closed, non-key retaining available upon request)
- Optional Engraving on front, back & sides

Locks are supplied keyed different. 1 key supplied with each padlock.


Custom keying options available.

Supplied with Padlock labels in English/French/Spanish.



Order Reference	Colour	Shackle Height (mm)	Shackle Diameter (mm)	Shackle Clearance (mm)	Shackle Width (mm)	Depth (mm)	Height (mm)	Width (mm)	Quantity
<b>Shackle Height 38 mm</b>									
834469	● Black	38.00	6.50	20.00	33.00	20.00	90.00	40.00	6
834468	● Blue	38.00	6.50	20.00	33.00	20.00	90.00	40.00	6
834472	● Green	38.00	6.50	20.00	33.00	20.00	90.00	40.00	6
834473	● Orange	38.00	6.50	20.00	33.00	20.00	90.00	40.00	6
834470	● Red	38.00	6.50	20.00	33.00	20.00	90.00	40.00	6
834471	● Yellow	38.00	6.50	20.00	33.00	20.00	90.00	40.00	6
<b>Shackle Height 75 mm</b>									
834475	● Black	75.00	6.50	20.00	33.00	20.00	127.00	40.00	6
834474	● Blue	75.00	6.50	20.00	33.00	20.00	127.00	40.00	6
834478	● Green	75.00	6.50	20.00	33.00	20.00	127.00	40.00	6
834479	● Orange	75.00	6.50	20.00	33.00	20.00	127.00	40.00	6
834476	● Red	75.00	6.50	20.00	33.00	20.00	127.00	40.00	6
834477	● Yellow	75.00	6.50	20.00	33.00	20.00	127.00	40.00	6

Purple, Brown, Grey and White colours available upon request for large volumes.



Consult the technical datasheet LOTO-13 on [bradyeurope.com/tds](http://bradyeurope.com/tds)

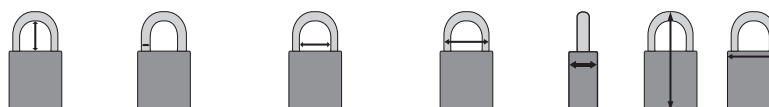
## Brass Padlocks

Locks that will never rust

- Solid brass body and shackle
- Spark resistant ideal for use in flammable environments
- Corrosion resistant
- 6-pin cylinder offers more unique key cuts, better tamper-resistance
- Locks protected by coloured vinyl sheaths
- Non-key retaining, key retaining upon request (Key won't release until padlock shackle is correctly closed)
- Optional Engraving on bottom & key

Locks are supplied keyed different. Two keys supplied with each padlock.

Custom keying options available.



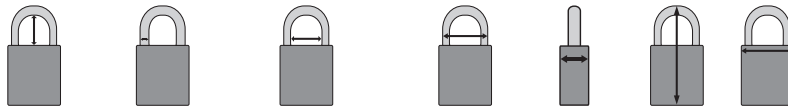
Order Reference	Colour	Shackle Height (mm)	Shackle Diameter (mm)	Shackle Clearance (mm)	Shackle Width (mm)	Depth (mm)	Height (mm)	Width (mm)	Quantity
051359	● Black	21.00	6.50	20.50	33.50	17.00	60.00	43.00	12
051355	● Blue	21.00	6.50	20.50	33.50	17.00	60.00	43.00	12
051356	● Green	21.00	6.50	20.50	33.50	17.00	60.00	43.00	12
051358	● Grey	21.00	6.50	20.50	33.50	17.00	60.00	43.00	12
051354*	● Red	21.00	6.50	20.50	33.50	17.00	60.00	43.00	12
051357	● Yellow	21.00	6.50	20.50	33.50	17.00	60.00	43.00	12

\*This product meets the ATEX Equipment Directive.

## SafeKey Aluminum Padlocks with steel shackle

- Aluminum padlock with steel shackle provides corrosion resistance
- Non-conductive locking mechanism
- Ideal for indoor and outdoor use, and heavy-duty applications
- Not key-retaining

1 key supplied for each padlock.  
Custom keying options available.



Order Reference	Colour	Shackle Height (mm)	Shackle Diameter (mm)	Shackle Clearance (mm)	Shackle Width (mm)	Depth (mm)	Height (mm)	Width (mm)	Quantity
<b>Shackle Height 38 mm / KA - Keyed Alike / pack of 3</b>									
150349	● Black	38.00	6.40	20.00	33.00	19.00	84.00	38.00	3
150261	● Blue	38.00	6.40	20.00	33.00	19.00	84.00	38.00	3
150260	● Brown	38.00	6.40	20.00	33.00	19.00	84.00	38.00	3
150281	● Green	38.00	6.40	20.00	33.00	19.00	84.00	38.00	3
150305	● Orange	38.00	6.40	20.00	33.00	19.00	84.00	38.00	3
150348	● Purple	38.00	6.40	20.00	33.00	19.00	84.00	38.00	3
150262	● Red	38.00	6.40	20.00	33.00	19.00	84.00	38.00	3
150304	● Silver	38.00	6.40	20.00	33.00	19.00	84.00	38.00	3
150282	● Yellow	38.00	6.40	20.00	33.00	19.00	84.00	38.00	3
<b>Shackle Height 38 mm / KD - Keyed Differently / pack of 1</b>									
150243	● Black	38.00	6.40	20.00	33.00	19.00	84.00	38.00	1
150287	● Blue	38.00	6.40	20.00	33.00	19.00	84.00	38.00	1
150286	● Brown	38.00	6.40	20.00	33.00	19.00	84.00	38.00	1
150264	● Green	38.00	6.40	20.00	33.00	19.00	84.00	38.00	1
150263	● Orange	38.00	6.40	20.00	33.00	19.00	84.00	38.00	1
150333	● Purple	38.00	6.40	20.00	33.00	19.00	84.00	38.00	1
150307	● Red	38.00	6.40	20.00	33.00	19.00	84.00	38.00	1
150242	● Silver	38.00	6.40	20.00	33.00	19.00	84.00	38.00	1
150288	● Yellow	38.00	6.40	20.00	33.00	19.00	84.00	38.00	1
<b>Shackle Height 38 mm / KD - Keyed Differently / pack of 6</b>									
150240	● Black	38.00	6.40	20.00	33.00	19.00	84.00	38.00	6
150302	● Blue	38.00	6.40	20.00	33.00	19.00	84.00	38.00	6
150301	● Brown	38.00	6.40	20.00	33.00	19.00	84.00	38.00	6
150256	● Green	38.00	6.40	20.00	33.00	19.00	84.00	38.00	6
150326	● Orange	38.00	6.40	20.00	33.00	19.00	84.00	38.00	6
150347	● Purple	38.00	6.40	20.00	33.00	19.00	84.00	38.00	6
150303	● Red	38.00	6.40	20.00	33.00	19.00	84.00	38.00	6
150278	● Silver	38.00	6.40	20.00	33.00	19.00	84.00	38.00	6
150219	● Yellow	38.00	6.40	20.00	33.00	19.00	84.00	38.00	6
<b>Shackle Height 76 mm / KA - Keyed Alike / pack of 3</b>									
150217	● Black	76.00	6.40	20.00	33.00	19.00	122.00	38.00	3
150277	● Blue	76.00	6.40	20.00	33.00	19.00	122.00	38.00	3
150299	● Brown	76.00	6.40	20.00	33.00	19.00	122.00	38.00	3
150238	● Green	76.00	6.40	20.00	33.00	19.00	122.00	38.00	3
150325	● Orange	76.00	6.40	20.00	33.00	19.00	122.00	38.00	3
150300	● Purple	76.00	6.40	20.00	33.00	19.00	122.00	38.00	3
150218	● Red	76.00	6.40	20.00	33.00	19.00	122.00	38.00	3
150276	● Silver	76.00	6.40	20.00	33.00	19.00	122.00	38.00	3
150239	● Yellow	76.00	6.40	20.00	33.00	19.00	122.00	38.00	3
<b>Shackle Height 76 mm / KD - Keyed Differently / pack of 1</b>									
150331	● Black	76.00	6.40	20.00	33.00	19.00	122.00	38.00	1
150241	● Blue	76.00	6.40	20.00	33.00	19.00	122.00	38.00	1
150284	● Brown	76.00	6.40	20.00	33.00	19.00	122.00	38.00	1
150360	● Green	76.00	6.40	20.00	33.00	19.00	122.00	38.00	1
150306	● Orange	76.00	6.40	20.00	33.00	19.00	122.00	38.00	1
150330	● Purple	76.00	6.40	20.00	33.00	19.00	122.00	38.00	1
150332	● Red	76.00	6.40	20.00	33.00	19.00	122.00	38.00	1
150283	● Silver	76.00	6.40	20.00	33.00	19.00	122.00	38.00	1
150285	● Yellow	76.00	6.40	20.00	33.00	19.00	122.00	38.00	1
<b>Shackle Height 76 mm / KD - Keyed Differently / pack of 6</b>									
150216	● Black	76.00	6.40	20.00	33.00	19.00	122.00	38.00	6
150322	● Blue	76.00	6.40	20.00	33.00	19.00	122.00	38.00	6
150235	● Brown	76.00	6.40	20.00	33.00	19.00	122.00	38.00	6
150252	● Green	76.00	6.40	20.00	33.00	19.00	122.00	38.00	6
150344	● Orange	76.00	6.40	20.00	33.00	19.00	122.00	38.00	6
150358	● Purple	76.00	6.40	20.00	33.00	19.00	122.00	38.00	6
150323	● Red	76.00	6.40	20.00	33.00	19.00	122.00	38.00	6
150297	● Silver	76.00	6.40	20.00	33.00	19.00	122.00	38.00	6
150345	● Yellow	76.00	6.40	20.00	33.00	19.00	122.00	38.00	6



# Traditional Aluminium Padlocks



## Traditional Full Aluminium Padlocks

Manufactured with solid aluminum body and shackle, our padlocks are amazingly lightweight and easy to use

- Solid anodised aluminium body
- Supplied with aluminium shackle
- Hardened steel or stainless steel shackle available on request
- Corrosion resistance
- Optional Engraving on front, back, sides, bottom & key
- Lock labels sold separately. See page 38
- Non-key retaining, key retaining upon request  
(Key won't release until padlock shackle is correctly closed)

Padlocks are supplied keyed different.

2 keys supplied with each lock, NOT key retaining.

Custom keying and charting is available.



Consult the technical  
datasheet LOTO-10 on  
[bradyeurope.com/tds](http://bradyeurope.com/tds)

Order Reference	Colour	Shackle Height (mm)	Shackle Diameter (mm)	Shackle Clearance (mm)	Shackle Width (mm)	Depth (mm)	Height (mm)	Width (mm)	Quantity
<b>Shackle Height 25 mm</b>									
ALU25 NER	Black	25.00	6.50	20.00	31.50	19.00	73.00	40.00	6
ALU25 BLU	Blue	25.00	6.50	20.00	31.50	19.00	73.00	40.00	6
830939	Brown	25.00	6.50	20.00	31.50	19.00	73.00	40.00	6
814069	Green	25.00	6.50	20.00	31.50	19.00	73.00	40.00	6
830936	Grey	25.00	6.50	20.00	31.50	19.00	73.00	40.00	6
814070	Orange	25.00	6.50	20.00	31.50	19.00	73.00	40.00	6
814071	Purple	25.00	6.50	20.00	31.50	19.00	73.00	40.00	6
814066	Red	25.00	6.50	20.00	31.50	19.00	73.00	40.00	6
ALU25 GIA	Yellow	25.00	6.50	20.00	31.50	19.00	73.00	40.00	6
<b>Shackle Height 40 mm</b>									
ALU38 NER	Black	40.00	6.50	20.00	31.50	19.00	89.00	40.00	6
814072	Blue	40.00	6.50	20.00	31.50	19.00	89.00	40.00	6
830940	Brown	40.00	6.50	20.00	31.50	19.00	89.00	40.00	6
ALU38 VER	Green	40.00	6.50	20.00	31.50	19.00	89.00	40.00	6
830937	Grey	40.00	6.50	20.00	31.50	19.00	89.00	40.00	6
ALU38 ARA	Orange	40.00	6.50	20.00	31.50	19.00	89.00	40.00	6
814078	Purple	40.00	6.50	20.00	31.50	19.00	89.00	40.00	6
814073	Red	40.00	6.50	20.00	31.50	19.00	89.00	40.00	6
814075	Yellow	40.00	6.50	20.00	31.50	19.00	89.00	40.00	6
<b>Shackle Height 75 mm</b>									
814081	Black	75.00	6.50	20.00	31.50	19.00	119.00	40.00	6
814079	Blue	75.00	6.50	20.00	31.50	19.00	119.00	40.00	6
830941	Brown	75.00	6.50	20.00	31.50	19.00	119.00	40.00	6
814083	Green	75.00	6.50	20.00	31.50	19.00	119.00	40.00	6
830938	Grey	75.00	6.50	20.00	31.50	19.00	119.00	40.00	6
814084	Orange	75.00	6.50	20.00	31.50	19.00	119.00	40.00	6
814085	Purple	75.00	6.50	20.00	31.50	19.00	119.00	40.00	6
814080	Red	75.00	6.50	20.00	31.50	19.00	119.00	40.00	6
814082	Yellow	75.00	6.50	20.00	31.50	19.00	119.00	40.00	6



Visit our YouTube™ channel for a  
range of available training videos.



## Traditional Aluminium Compact Padlocks


Lightweight and easy to use, ideal for small spaces

- Solid anodised aluminium body
- Supplied with aluminium shackle
- Corrosion resistance
- Engraving on front, back & sides

Padlocks are supplied keyed different. 1 key supplied with each lock.  
Custom keying and charting is available.



The compact aluminium padlock is perfect for small space applications and where lightweight and easy to carry locks are needed. For even more durable applications, please refer to Brady's range of padlocks with 6.50 mm diameter shackles for more durability.



Order Reference	Colour	Shackle Height (mm)	Shackle Diameter (mm)	Shackle Clearance (mm)	Shackle Width (mm)	Depth (mm)	Height (mm)	Width (mm)	Quantity
<b>Shackle Height 25 mm</b>									
834857	Black	25.00	4.70	17.00	26.00	19.00	64.00	32.00	6
834856	Blue	25.00	4.70	17.00	26.00	19.00	64.00	32.00	6
834860	Green	25.00	4.70	17.00	26.00	19.00	64.00	32.00	6
834861	Orange	25.00	4.70	17.00	26.00	19.00	64.00	32.00	6
834858	Red	25.00	4.70	17.00	26.00	19.00	64.00	32.00	6
834859	Yellow	25.00	4.70	17.00	26.00	19.00	64.00	32.00	6
<b>Shackle Height 40 mm</b>									
834863	Black	40.00	4.70	17.00	26.00	19.00	89.00	32.00	6
834862	Blue	40.00	4.70	17.00	26.00	19.00	89.00	32.00	6
834866	Green	40.00	4.70	17.00	26.00	19.00	89.00	32.00	6
834867	Orange	40.00	4.70	17.00	26.00	19.00	89.00	32.00	6
834864	Red	40.00	4.70	17.00	26.00	19.00	89.00	32.00	6
834865	Yellow	40.00	4.70	17.00	26.00	19.00	89.00	32.00	6
<b>Shackle Height 50 mm</b>									
834869	Black	50.00	4.70	17.00	26.00	19.00	99.00	32.00	6
834868	Blue	50.00	4.70	17.00	26.00	19.00	99.00	32.00	6
834872	Green	50.00	4.70	17.00	26.00	19.00	99.00	32.00	6
834873	Orange	50.00	4.70	17.00	26.00	19.00	99.00	32.00	6
834870	Red	50.00	4.70	17.00	26.00	19.00	99.00	32.00	6
834871	Yellow	50.00	4.70	17.00	26.00	19.00	99.00	32.00	6
<b>Shackle Height 75 mm</b>									
834875	Black	75.00	4.70	17.00	26.00	19.00	119.00	32.00	6
834874	Blue	75.00	4.70	17.00	26.00	19.00	119.00	32.00	6
834878	Green	75.00	4.70	17.00	26.00	19.00	119.00	32.00	6
834879	Orange	75.00	4.70	17.00	26.00	19.00	119.00	32.00	6
834876	Red	75.00	4.70	17.00	26.00	19.00	119.00	32.00	6
834877	Yellow	75.00	4.70	17.00	26.00	19.00	119.00	32.00	6



Purple, brown and silver colours available upon request for large volumes.



## Laminated Steel Padlocks


Reinforced laminated steel withstands severe physical abuse and hardened steel shackle is difficult to cut.

- Body plates individually coated for superior rust protection
- 5-pin cylinder offers more unique key cuts, better tamper-resistance than conventional 4-pin locks
- Coloured bumpers supplied for identification and protection
- Key retaining system (Key won't release until padlock shackle is closed)
- Optional Engraving on bottom & key
- Lock labels sold separately. See page 38

Padlocks are supplied keyed different. 1 key supplied with each lock.  
Custom keying and charting is available.



Order Reference	Colour	Shackle Height (mm)	Shackle Diameter (mm)	Shackle Clearance (mm)	Shackle Width (mm)	Depth (mm)	Height (mm)	Width (mm)	Quantity
<b>Shackle Height 20 mm</b>									
814087	● Black	20.00	7.00	18.50	32.50	23.00	58.00	44.00	6
814086	● Blue	20.00	7.00	18.50	32.50	23.00	58.00	44.00	6
814092	● Brown	20.00	7.00	18.50	32.50	23.00	58.00	44.00	6
814090	● Green	20.00	7.00	18.50	32.50	23.00	58.00	44.00	6
814091	● Orange	20.00	7.00	18.50	32.50	23.00	58.00	44.00	6
814093	● Purple	20.00	7.00	18.50	32.50	23.00	58.00	44.00	6
814088	● Red	20.00	7.00	18.50	32.50	23.00	58.00	44.00	6
814094	○ White	20.00	7.00	18.50	32.50	23.00	58.00	44.00	6
814089	● Yellow	20.00	7.00	18.50	32.50	23.00	58.00	44.00	6
<b>Shackle Height 38 mm</b>									
814096	● Black	38.00	7.00	18.50	32.50	23.00	77.00	44.00	6
814095	● Blue	38.00	7.00	18.50	32.50	23.00	77.00	44.00	6
814101	● Brown	38.00	7.00	18.50	32.00	23.00	77.00	44.00	6
814099	● Green	38.00	7.00	18.50	32.00	23.00	77.00	44.00	6
814100	● Orange	38.00	7.00	18.50	32.00	23.00	77.00	44.00	6
814102	● Purple	38.00	7.00	18.50	32.00	23.00	77.00	44.00	6
814097	● Red	38.00	7.00	18.50	32.50	23.00	77.00	44.00	6
814103	○ White	38.00	7.00	18.50	32.00	23.00	77.00	44.00	6
814098	● Yellow	38.00	7.00	18.50	32.50	23.00	77.00	44.00	6
<b>Shackle Height 51 mm</b>									
814105	● Black	51.00	7.00	18.50	32.00	23.00	90.00	44.00	6
814104	● Blue	51.00	7.00	18.50	32.00	23.00	90.00	44.00	6
814110	● Brown	51.00	7.00	18.50	32.00	23.00	90.00	44.00	6
814108	● Green	51.00	7.00	18.50	32.00	23.00	90.00	44.00	6
814109	● Orange	51.00	7.00	18.50	32.00	23.00	90.00	44.00	6
814111	● Purple	51.00	7.00	18.50	32.00	23.00	90.00	44.00	6
814106	● Red	51.00	7.00	18.50	32.00	23.00	90.00	44.00	6
814112	○ White	51.00	7.00	18.50	32.00	23.00	90.00	44.00	6
814107	● Yellow	51.00	7.00	18.50	32.00	23.00	90.00	44.00	6



## Ultimate Security Padlocks

- Shackle and body made of highest standard hardened alloy steel
- Abus-Plus 7 pin disk cylinder for ultimate protection against manipulation and key interchanges
- Optional Engraving on bottom & key

Padlocks are supplied keyed different. 2 keys supplied with each lock.  
Custom keying and charting is available.

Order Reference	Colour	Shackle Height (mm)	Shackle Diameter (mm)	Shackle Clearance (mm)	Shackle Width (mm)	Depth (mm)	Height (mm)	Width (mm)	Quantity
805837	● Black	26.00	11.00	27.50	49.50	31.00	85.00	63.00	2
805838	● Black	50.00	11.00	27.50	49.50	31.00	109.00	63.00	2
805839	● Black	75.00	11.00	27.50	49.50	31.00	134.00	63.00	1

## Fully Insulated Padlocks

Body and shackle fully insulated against electric shock

- Solid brass body
- Sealed lock body with cylinder cover to protect cylinder from dirt
- 5-pin cylinder
- Inner components made from non-corrosive materials
- Shock absorbing vinyl casing, also protects painted surfaces
- Hardened or stainless steel shackle

Locks are supplied keyed different. 2 keys supplied with each lock.  
Keyed alike upon request



Order Reference	Colour	Shackle Height (mm)	Shackle Diameter (mm)	Shackle Clearance (mm)	Shackle Width (mm)	Depth (mm)	Height (mm)	Width (mm)	Quantity
805835	Black	24.50	8.50	20.50	37.50	28.00	73.00	53.00	6
805836	Blue	24.50	8.50	20.50	37.50	28.00	73.00	53.00	6

## Brass Padlocks with stainless steel shackle

- Solid brass body (chrome plated) with stainless steel shackle
- Corrosion resistant
- Precision pin tumbler cylinder
- Optional Engraving on front, back, sides, bottom & key

Locks are supplied keyed different. 2 keys supplied with each lock.  
Locks are not key retaining. Keyed alike upon request.

Order Reference	Colour	Shackle Height (mm)	Shackle Diameter (mm)	Shackle Clearance (mm)	Shackle Width (mm)	Depth (mm)	Height (mm)	Width (mm)	Quantity
805827	Chrome	14.50	5.00	14.50	24.50	12.00	47.00	30.00	6
805828	Chrome	23.50	6.50	19.50	32.50	13.00	66.00	39.00	6
805830	Chrome	27.00	7.00	28.00	42.00	15.00	73.00	49.00	6



## Brass Padlocks with hardened steel shackle

- All inner components are non-corrosive
- Brass body and hardened steel shackle
- Precision pin tumbler cylinder
- Optional Engraving on front, back, sides, bottom & key

Locks are supplied keyed different. 2 keys supplied with each lock.  
Locks are not key retaining.

Order Reference	Colour	Shackle Height (mm)	Shackle Diameter (mm)	Shackle Clearance (mm)	Shackle Width (mm)	Depth (mm)	Height (mm)	Width (mm)	Quantity
805831	Brass	14.50	5.00	14.50	24.50	12.00	47.00	30.00	6
805832	Brass	23.50	6.50	19.50	32.50	13.00	66.00	39.00	6
805834	Brass	27.00	7.00	28.00	42.00	15.00	73.00	49.00	6



## Combination padlock

- Compact, lightweight lock
- Hardened steel shackle
- 4-digit resettable code

Order Reference	Colour	Shackle Height (mm)	Shackle Diameter (mm)	Shackle Width (mm)	Depth (mm)	Height (mm)	Width (mm)	Quantity
101963	Silver, Black, Silver	26.67	6.35	19.50	18.50	80.00	44.50	1



## Safety lock & tag carrier - Labels and tags for padlocks



### Safety lock & tag carrier

The Safety Lock & Tag Carrier is designed to hold up to 12 safety padlocks and keys, as well as lockout hasps and procedure tags.

- holds up to 12 padlocks
- includes a key strap and carabiners
- can easily be clipped back to back to carry 24 padlocks
- can easily be attached on a belt
- can easily be mounted on a wall
- available in 4 colours

Order Reference	Description	Width (mm)	Height (mm)	Quantity
148866	Safety Lock & Tag Carrier System - Red	190.50	133.35	1 Kit
148865	Safety Lock & Tag Carrier System - Yellow	190.50	133.35	1 Kit
148861	Safety Lock & Tag Carrier System - Green	190.50	133.35	1 Kit
148862	Safety Lock & Tag Carrier System - Blue	190.50	133.35	1 Kit
148864	Safety Lock and Tag Carrier With 2 Sets of 6 Keyed Alike Safety Padlocks	190.50	133.35	1 Kit
148869	Safety Lock and Tag Carrier With 4 Sets of 3 Keyed Alike Safety Padlocks	190.50	133.35	1 Kit
148867	Safety Lock and Tag Carrier With 12 Keyed Different Safety Padlocks	190.50	133.35	1 Kit
148863	Write-On Lockout Procedure Tag	76.20	146.05	10 / Pack



### Labels for Traditional Nylon padlocks

- Made of durable vinyl, writable using pencil, pen or marker

Order Reference	Text/Legend	Reverse Legend	Material	Brady Material No.	Quantity
051379	DANGER LOCKED OUT, PELIGRO EQUIPO BLOQUEADO, DANGER VERROUILLÉE	PROPERTY OF, PROPIEDAD DE, PROPIÉTÉ DE	Vinyl	B-826	6



### Labels for SafeKey Nylon padlocks

- Made of durable vinyl, writable using pencil, pen or marker

Order Reference	Text/Legend	Reverse Legend	Material	Brady Material No.	Quantity
150555	LOCKED OUT DO NOT REMOVE; VERROUILLÉ NE PAS ENLEVER; EQUIPO BLOQUEADO NO REMUEVA	PROPERTY OF; PROPIÉTÉ DE; PROPIEDAD DE	Vinyl	B-826	6
150556	LOCKED OUT DO NOT REMOVE; VERROUILLÉ NE PAS ENLEVER; EQUIPO BLOQUEADO NO REMUEVA	PROPERTY OF; PROPIÉTÉ DE; PROPIEDAD DE	Vinyl	B-826	6



### Labels for aluminium padlocks

- Made of durable vinyl, writable using pencil, pen or marker

Order Reference	Text/Legend	Reverse Legend	Material	Brady Material No.	Height (mm)	Width (mm)	Quantity
050289	DANGER LOCKED OUT	PROPERTY OF	Vinyl	B-826	20.32	27.94	6
050292	BLOQUEADO	PROPIEDAD DE	Vinyl	B-826	20.32	27.94	6
050293	VERROUILLÉE	PROPRIÉTÉ DE	Vinyl	B-826	20.32	27.94	6



### Labels for steel padlocks

- Made of durable vinyl, writable using pencil, pen or marker
- Supplied with B-674 overlamine strips for enhanced durability

Order Reference	Text/Legend	Reverse Legend	Material	Brady Material No.	Height (mm)	Width (mm)	Quantity
050280	DANGER LOCKED OUT	PROPERTY OF	Vinyl	B-826	19.05	114.30	6
050281	PELIGRO EQUIPO BLOQUEADO	PROPIEDAD DE	Vinyl	B-826	19.05	114.30	6
050283	DANGER VERROUILLÉE	PROPRIÉTÉ DE	Vinyl	B-826	19.05	114.30	6



### Padlock tags

- Made of calendered vinyl material that accepts pencil, pen, or marker
- 9.53 mm metal grommet that fits over most padlock shackles
- The grommet area adds another 25.40 mm to the height of the tag giving an overall size of 50.80 x 101.60 mm.

Order Reference	Text/Legend	Material	Height (mm)	Width (mm)	Quantity
105722	DANGER EQUIPMENT LOCKED OUT	Vinyl	76.20	50.80	1
105723	DANGER DO NOT OPERATE	Vinyl	76.20	50.80	1
105724	DANGER DO NOT OPERATE / PELIGRO NO ACTIVE	Vinyl	76.20	50.80	1

## Padlock lubricant

- Non-greasing spray for lock cylinders, office machines, tools, car locks, etc.

Order Reference	Description	Quantity
834194	Maintenance spray 50ml	1



## “Cobra” cable

- Flexible steel wire with protective PVC coating

Order Reference	Description	Diameter (mm)	Length (m)	Quantity
805844	Cobra Cable	8.00	2.00 m	1



## Maximum chain security

- Chain made from hardened special chain steel
- Fabric sleeve protects paint work and chrome from damage

Order Reference	Description	Length (m)	Quantity
805846	Maximum Chain Security - 10 mm diam	1.1 m	2
805845	Maximum Chain Security - 8 mm diam	1.1 m	2



## Double loop cable

Double looped cable lockout devices are perfect in any situation that requires a flexible lockout device and a visual deterrent.


- Ideal for locking out large valves in many different industries
- Lightweight alternative to large, heavy chains
- Comes in four lengths to ensure a secure fit

Order Reference	Cable Length (m)	Diameter (mm)	Material	Colour	Quantity
131063	0.61	4.57	Steel	Red	1
131064	1.22	4.57	Steel	Red	1
131065	1.83	4.57	Steel	Red	1
131066	2.44	4.57	Steel	Red	1



## Brady - your complete work safety solution provider

Find out more about safety products from our extensive portfolio. Visit our websites or contact your nearest Brady representative.



### Visual Tagging Solutions

Provide essential records of the safe condition of all your site equipment and scaffolding.

- Simple to implement
- Easy for workers to understand
- Specially designed for rough environments
- Highly visible



### Safety Signs - Important information at the point of need

We offer more than 8,000 different signs for safety, maintenance and facility identification.

- Designed to withstand even the harshest industrial environments
- Bright colours, bold text and intuitive pictograms
- Compliant with the latest standards and regulations
- Highly visible and easy to understand communication



### Pipe Markers - Easily identify pipe content and flow direction


The correct identification of pipes ensures a better insight into a building's structure. Accidents, injuries and damage can be prevented.



### Sorbents - Smart spill control

Clean, fast and safe removal of oil, water and chemicals spills.

- Adsorbs 10-25 times its own weight within a few seconds
- Environmentally friendly
- Spend less time cleaning



## Lock boxes and padlock centres

Brady offers a range of group lock boxes which are ideal when multiple authorised employees are involved with the equipment servicing. There are also several solutions available for efficient padlock storage.

- 42 SAFETY REDBOX™ group lockout box
- 42 Group lock box
- 42 Combined lock storage/group lockout box
- 43 Ultra compact lock box
- 43 Wall-mounted group lockout box
- 43 Wall-mounted metal group lockout box
- 43 Portable/wall group lockout box
- 44 SlimView group lock box
- 44 Group lockout centre
- 44 Enclosed padlock storage modules
- 44 Padlock control centre
- 45 Combined lockout & lock box station
- 45 Portable padlock station
- 45 Padlock stations



# Lock boxes & padlock centres



## SAFETY REDBOX™ group lockout box

Wall-mountable group lock box with quick-release system for great portability.

- Comes complete with convenient wall mounting bracket:
  - For storage, display and lockout event readiness
  - Quick release feature lets you carry SAFETY REDBOX™ to the point of need
  - SAFETY REDBOX™ can also be locked in place during lockout events
  - Cover is hinged lengthwise on the box for convenient opening and access even when wall-mounted
- Devices needed for specific equipment lockout needs can be stored directly in the box
- Convenient push button latching mechanism to keep the cover shut
- Internal slide button to secure the SAFETY REDBOX to the wall bracket
- Accepts up to 12 workers safety padlocks. Stays locked until all are removed
- Can hold up to 40 padlocks if not attached to the wall
- Made of heavy duty steel, powder-coated for extra rust resistance
- Designed to withstand a wide range of environmental conditions

Order Reference	Material	Colour	Height (mm)	Width (mm)	Depth (mm)	Max number of padlocks applied	Max. Number of Padlocks Stored	Quantity
145579	Powder-coated Steel	Red	154.90	236.00	91.44	12	12	1
145580	Powder-coated Steel	Yellow	154.90	236.00	91.44	12	12	1



Consult the technical datasheet LOTO-76 on [bradyeurope.com/tds](http://bradyeurope.com/tds)



**SAFEKEY**  
LOCKOUT PADLOCKS

## Group lock box

For group lockout situations involving a large number of workers and equipment.

- After machine or process is locked out, the key or keys of the machine are placed in a lock box. Each authorised work team member places a personal lock or tagout device in the group lock box.
- Ensures that no single employee has access to the box unless ALL employees have removed their locks or tags

Order Reference	Description	Colour	Height (mm)	Width (mm)	Depth (mm)	Max number of padlocks applied	Max. Number of Padlocks Stored	Quantity
830929	Extra Large Metal Lockbox	Red	152.00	227.00	178.00	13	75	1
045190	Portable Metal Group Lock Box	Blue	152.00	227.00	88.90	13	40	1
065672	Portable Metal Group Lock Box	Yellow	152.00	227.00	88.90	13	40	1
065699	Portable Metal Group Lock Box	Red	152.00	227.00	88.90	13	40	1



Consult the technical datasheet LOTO-18 on [bradyeurope.com/tds](http://bradyeurope.com/tds)



**SAFEKEY**  
LOCKOUT PADLOCKS

Lock boxes SafeKey compatible



Consult the technical datasheet LOTO-19 on [bradyeurope.com/tds](http://bradyeurope.com/tds)

## Combined lock storage/group lockout box

Handy box features a lockable storage compartment and a group lockout compartment.

- Made of heavy duty steel, powder-coated for extra rust resistance
- Group lockout compartment has clear Lexan window with keyhole slot
- Small size: Storage compartment holds approx. 50 padlocks. 17 padlocks holes in group lock box lid.
- Large size: Storage compartment holds approx. 125 padlocks. 34 padlocks holes in group lock box lid.


Order Reference	Description	Colour	Height (mm)	Width (mm)	Depth (mm)	Quantity
105716	Small metal lock box	Black, White on Red	152.40	190.50	317.50	1
105717	Large metal lock box	White on Red	228.60	266.70	381.00	1

## Ultra compact lock box

- Easy portability and toolbox/bag fit with durable, compact design
- Simple storage with wall-mount bracket and releasing push lock (reverse push lock for added security)
- Effective group lockout with 12 lock slots
- Efficient energy isolation with space to carry 6 padlocks inside
- Box content visibility with hinged, transparent cover
- Convenient key storage with 3 hanging hooks




**SAFEKEY**  
LOCKOUT PADLOCKS



Order Reference	Description	Colour	Height (mm)	Width (mm)	Depth (mm)	Quantity
149173	Ultra-Compact Group Lock Box	Red	144.78	101.60	68.58	1
149174	Ultra-Compact Lock Box + 6 Red KA Locks	Red	144.78	101.60	68.58	1
149175	Ultra-Compact Lock Box + 6 Red KD Locks	Red	144.78	101.60	68.58	1
149172	Ultra-Compact Lock Box + 6 Yellow KA Locks	Red	144.78	101.60	68.58	1
149176	Ultra-Compact Lock Box + 6 Yellow KD Locks	Red	144.78	101.60	68.58	1

## Wall-mounted group lockout box

- Injection moulded using Isoplast polymers for rugged durability
- Excellent chemical and heat resistance and impossible to corrode
- Slot in front allows keys to be inserted when box is locked
- Transparent polycarbonate windows let you view content
- Pre-drilled holes in back allow for easy wall-mounting
- Lock rails hold up to 8 padlocks (locks not included)\*
- Box comes with 6 hooks for hanging keys, locks, etc. inside box



**SAFEKEY**  
LOCKOUT PADLOCKS

Order Reference	Description	Colour	Height (mm)	Width (mm)	Depth (mm)	Quantity
050938	Plastic Lock Box	Red	154.90	101.60	139.70	1
050939	Extra Hooks	Black	-	-	-	12

\* If using cable padlocks, the cable will need to fit through two holes to secure. Therefore only 4 padlocks can be applied.

## Wall-mounted metal group lockout box

- Made of durable, powder-coated steel with key slot on top
- Includes clear Lexan window that slides out when locks are removed
- Comes with key pegs and ID labels to simplify key management
- Pre-drilled holes and hardware included for quick mounting

Order Reference	Description	Height (mm)	Width (mm)	Depth (mm)	Max number of padlocks applied	Quantity
105714	Small metal wall lock box	177.80	203.00	63.50	7	1
105715	Large metal wall lock box	177.80	406.00	57.15	12	1



**SAFEKEY**  
LOCKOUT PADLOCKS




**SAFEKEY**  
LOCKOUT PADLOCKS

Lock boxes SafeKey compatible

## Portable/wall group lockout box

- Made of yellow powder-coated metal
- Can be used alone or in combination with Industrial Strength Lockout Station
- Accommodates 8-10 locks (depending on lock size)

Order Reference	Description	Material	Colour	Height (mm)	Width (mm)	Depth (mm)	Quantity
046134	PRINZING Portable / Wall Group Lockout Box	Mild Sheet Steel	Yellow	151.00	354.50	73.40	1



Consult the technical  
datasheet LOTO-21 on  
bradyeurope.com/tds

## Lock boxes & padlock centres



**SAFEKEY**  
LOCKOUT PADLOCKS

### SlimView group lock box

- Efficient and easy to use thanks to a slim design with pre-cut mounting holes and transparent door
- Easily carry up to 12 padlocks with built-in padlock & key hangers
- Safe key deposit that can be locked with up to 12 padlocks
- Padlocks sold separately

Order Reference	Description	Material	Colour	Height (mm)	Width (mm)	Depth (mm)	Quantity
150505	SlimView Group Lock Box	Heavy Duty Steel with Polycarbonate Cover	Red	158.75	266.70	79.38	1
151761	SlimView Group Lock Box	Heavy Duty Steel with Polycarbonate Cover	Yellow	158.75	266.70	79.38	1



**SAFEKEY**  
LOCKOUT PADLOCKS

Lock boxes SafeKey compatible



**SAFEKEY**  
LOCKOUT PADLOCKS

### 26 Group Lock Box

The 26 Group Lock Box provides the ultimate in simplicity, storage and security for large group-lockout scenarios.

- Up to 26+1 workers can lock on per box
- Easy to wall-mount with button mount holes
- Clear viewing panel gives you a clear view of equipment
- Centre-hanging ops lock identifies the lockout coordinator or shift manager
- Locking tabs fully secure viewing panel and prevent key removal, regardless of lock point in use
- 11 hooks store up to three 38.10 mm or 76.20 mm shackle padlocks and keys

Order Reference	Description	Material	Colour	Height (mm)	Width (mm)	Depth (mm)	Quantity
09008	26 Group Lock Box	Plastic	Yellow	279.40	330.20	101.60	1
152189	26 Group Lock Box	Plastic	Red	279.40	330.20	101.60	1



### Enclosed padlock storage modules

Provides safe storage and controls access to padlocks.

- Constructed of plastic with lockable, transparent acrylic doors
- Each metal hook can hold 2 locks
- Two sizes available for holding 16 or 40 padlocks
- Padlocks sold separately

Order Reference	Description	Colour	Height (mm)	Width (mm)	Depth (mm)	Quantity
065240	Enclosed Padlock Storage Modules	White	381.00	381.00	88.90	1
065241	Enclosed Padlock Storage Modules	White	762.00	381.00	88.90	1

## Padlock control centre

- Each nickel coated metal hook is large enough to hold two locks (not included)
- Two keys provided for cabinet lock

Order Reference	Description	Material	Colour	Height (mm)	Width (mm)	Depth (mm)	Quantity
800118	Padlock Control Centre - 18 hooks	Powder-coated Steel	Red	394.00	457.00	50.00	1
800119	Padlock Control Centre - 8 hooks	Powder-coated Steel	Red	254.00	305.00	50.00	1



## Combined lockout & lock box station

- Powder-coated metal yellow cabinet
- Lockout safety tips printed on inside of door
- Lock box attaches to bottom of cabinet, accommodates 8-10 locks (depending on size)
- Comes with one adjustable shelf (extra shelves available)
- Lockout cabinet is capable of being locked closed and can easily be wall mounted using pre-drilled holes in back
- Cabinet dimensions: (H) 406 x (W) 355 x (D) 152 mm
- Lock box dimensions: (H) 152 x (W) 381 x (D) 76 mm

Order Reference	Description	Material	Colour	Height (mm)	Width (mm)	Depth (mm)	Quantity
099708	Combined Lockout & Lock Box Station w/ Components	Powder-coated Metal	Black on Yellow	406.40	355.60	152.40	1



Empty lockout station also supplied separately See page 79

Components include: 1 - 120V Snap-on Breaker Lockout, 1 - 120/277 V Clamp-on Breaker Lockout, 1 - 480-600 V Clamp-on Breaker Lockout, 1 - Universal Multi-pole Breaker Lockout, 1 - Oversized Breaker Lockout, 1 - Cleat for 120/277 V Clamp-on Lockout, 1 - Cleat for 480/600 V Clamp-on Lockout, 1 - Wall Switch Lockout, 1 - 110 V Plug Lockout, 1 - 3-in-1 Plug Lockout, 1 - 25 - 64 Gate Valve Lockout and 1 - 25.40 - 165.10 Adjustable Gate Valve Lockout

## Portable padlock station

- Holds up to 10 padlocks, 6 lockout hasps and 10 tags
- Made from polypropylene: light and rustproof
- Pre-drilled holes: easy to mount on wall
- Station is supplied without contents

Order Reference	Description	Material	Colour	Height (mm)	Width (mm)	Depth (mm)	Quantity
811218	Portable Padlock Station	Polypropylene	Yellow	432.00	337.00	64.00	1



## Padlock stations

- Steel padlock holder with red plastic coating
- Small holder allows up to 4 padlocks while large holder allows up to 24 padlocks

Order Reference	Description	Material	Colour	Height (mm)	Width (mm)	Depth (mm)	Quantity
800121	Large Padlock Station	14 gauge steel with plastic coating	Red	76.00	406.00	31.00	1
800120	Small Padlock Station	14 gauge steel with plastic coating	Red	57.00	76.00	31.00	1





## Permit Control Stations

Find the option that's right for your facility

We've got the options that are right for you — from slim and portable lock boxes to contractor-specific and more, all paired with the versatile, lightweight Permit Display Case. Select the station that's right for you.

### 26 Group Lock Box Permit Control Station



- Ideal for your large group lockout scenarios where keeping things centralised is most important
- Up to 26 workers can lock on per lock box
- The ultimate in simplicity, storage and security
- Clear door gives you a clear view into everything you need
- Permit Display Case keeps documentation close and easily viewable

Order Reference	Description
152731	26 Group Lock Box Permit Control Station

### SlimView™ Permit Control Station



- Ideal for mid-size group lockout projects where mobility is key
- Rugged steel body and polycarbonate door stand up to all of your toughest jobs
- Convenient storage for up to 12 padlocks with built-in padlock and key hangers
- Easy to wall mount with button mount holes
- Clear door gives you clear view into everything you need
- Permit Display Case keeps documentation close and easily viewable

Order Reference	Description
152730	SlimView Permit Control Station

### Ultra-Compact Lock Box Permit Control Station



- Ideal for smaller group lockout tasks and areas where space may be limited
- Wall-mountable and detachable
- Compact size lets it fit easily into a toolbox, bag or the palm of your hand
- Up to 12 workers can lock on per box
- Hinged transparent cover for easy viewing of contents inside
- Permit Display Case keeps documentation close and easily viewable

Order Reference	Description
152732	Ultra-Compact Lock Box Permit Control Station


### Permit Display Case

Protect and display permits, P&IDs, lockout checklists and maintenance paperwork during lockout tagout.



- Water- and dust-resistant — Keep the elements at bay with a durable design
- Flexible — Case or clipboard or both remove easily
- Compliant — Implement this best practice when it comes to group lockouts across many industries
- Best practice solution for group lockouts, can hold 25 sheets of paper – DIN A4 or Letter format

Order Reference	Description	Material	Height (mm)	Width (mm)	Depth (mm)	Quantity
151736	Permit Display Case	Plastic	431.80	247.65	38.10	1



## Lockout devices

Brady offers a comprehensive line of Lockout devices for both electrical and mechanical risk lockout.

### Cable lockout devices

- 48 SAFELEX™ universal cable lockout device
- 48 All purpose cable lockout
- 49 Original cable lockout
- 49 Mini cable lockout
- 49 Universal valve lockout
- 50 PRO-LOCK II cable lockout device
- 50 Scissor-Lok lockout device
- 50 Brady cable lockout device
- 50 Double loop cable

### 51 Universal valve lockout

### Ball valve lockouts

- 52 Perma-mount™ ball valve lockout
- 52 Ball valve lockout
- 52 Brady ball valve lockout

### Gate valve lockouts

- 53 Standard gate valve lockout
- 54 Collapsible gate valve lockouts
- 54 Adjustable gate valve lockout

### Butterfly valve lockouts

- 55 Brady butterfly valve lockout
- 55 Universal valve lockout
- 55 Butterfly valve lockout
- 55 Pull handle butterfly valve lockout

### Pipe blind lockout

- 56 Pipe blind lockout

### Gas and airline lockouts

- 56 Plug valve/drinking fountain lockout
- 57 Plug valve lockout
- 57 Cylinder tank lockout
- 57 Gas cylinder lockout
- 57 SMC airline regulator
- 57 Pneumatic quick-disconnect lockout

### Electrical risk

- 58 Miniature circuit breaker lockout
- 58 EZ Panel Loc™ system
- 59 TAGLOCK™ circuit breaker securing devices
- 60 480-600V breaker lockout
- 60 Universal multi-pole breaker lockout
- 60 Economy multi-pole breaker lockout
- 60 Single pole circuit breaker lockout
- 61 "No-hole" circuit breaker lockout
- 61 Oversized breaker lockout device
- 61 Fuse lockout
- 62 Fuse lockout - insulation plugs
- 62 3-in-1 electrical plug lockout
- 62 Lockout devices for plug connections
- 62 Stoppower™ plug lockouts
- 63 Hubbell plugout for industrial plug connections
- 63 Large electrical/pneumatic lockout
- 63 Lockout bag
- 64 Twist and Secure™ push button & e-stop covers
- 64 Push button lockouts
- 65 Wall switch lockouts
- 65 Fuse blockout devices
- 65 AC sensors
- 65 BatteryBlock power connector lockout
- 66 Confined space safety covers

# Cable lockout devices



Consult the technical  
datasheet LOTO-75 on  
[bradyeurope.com/tds](http://bradyeurope.com/tds)

## SAFELEX™ universal cable lockout device

Secure multiple energy disconnects with versatile group lockout hasp.

- Safety hasp-shaped body clearly identifies the equipment lockout application
- Lightweight for easy handling, carrying, operation and storage
- Versatile to lock out multiple electrical or valve energy isolation points
- Effectively lock out diverse shutoff configurations
- Complete the lockout by securing 1 to 6 safety padlocks to the locking body
- Cable can be tightened to remove slack even when locked
- Designed to withstand a wide range of environmental conditions

Order Reference	Description	Cable Length (m)	Cable Diameter (mm)	Cable Material	Colour	Max. Shackle Diameter (mm)	Quantity
145554	SAFELEX Universal Cable Lockout Device - 1 m Sheathed Steel Cable	0.91	4.32	Sheathed steel cable	Black, Red	9.40	1
145550	SAFELEX Universal Cable Lockout Device - 2 m Nylon Cable	1.83	4.32	Nylon	Black, Red	9.40	1
145553	SAFELEX Universal Cable Lockout Device - 2 m Sheathed Steel Cable	1.83	4.32	Sheathed steel cable	Black, Red	9.40	1
145549	SAFELEX Universal Cable Lockout Device - 3 m Nylon Cable	3.05	4.32	Nylon	Black, Red	9.40	1
145552	SAFELEX Universal Cable Lockout Device - 3 m Sheathed Steel Cable	3.05	4.32	Sheathed steel cable	Black, Red	9.40	1
145551	SAFELEX Universal Cable Lockout Device - 5 m Sheathed Steel Cable	4.57	4.32	Sheathed steel cable	Black, Red	9.40	1



## All purpose cable lockout

The ergonomic, hand-fitted body makes it easy to tighten the cable. Can be used to lock out valves, disconnect switches, circuit breakers and more.

- Locks out multiple control points with a single device = reduced equipment costs
- Interchangeable cables, select the best type suited for the job
- High portability, a built-in eyelet helps keep the cable neatly coiled, prevents loose ends from dangling and causing a hazard when in use
- Body withstands chemicals and corrosion
- 4 Padlocks can be applied



Consult the technical  
datasheet LOTO-3 on  
[bradyeurope.com/tds](http://bradyeurope.com/tds)



Order Reference	Description	Material	Cable Length (m)	Cable Diameter (mm)	Colour	Max. Shackle Diameter (mm)	Min. Shackle Clearance (mm)	Quantity
050943	All Purpose Cable Lockout with Vinyl Coated Metal Cable	Polypropylene	2.44	4.76 mm	Red	7.14	9.53	1
050944	All Purpose Cable Lockout without cable	Polypropylene	-		Red	7.14	20.00	1

\*This product meets the ATEX Equipment Directive.

## Additional Cables

Order Reference	Description	Cable Length (m)	Colour	Diameter (mm)	Quantity
050947	Vinyl Coated Metal Cable - 2.44 m	2.44	Red	4.76	1
813642	Vinyl Coated Metal Cable - 3.00 m	3.00	Red	4.00	1
050950	Vinyl Coated Metal Cable - 3.65 m	3.65	Red	4.76	1




## Original cable lockout

Brady's original, patented cable lockout device is perfect for your difficult lockout situations such as large gate valves or oversized devices.

- Simply squeeze device to tighten cable, insert your padlock to secure the handle and you're done!
- Body is made of impact modified nylon
- Available in several colours
- Comes with galvanised steel cable (non-coated)

Order Reference	Description	Colour	Height (mm)	Width (mm)	Cable Length (m)	Cable Diameter (mm)	Quantity
045191	Original Cable Lockout	Blue	182.70	72.00	1.83	-	1
045192	Original Cable Lockout	Yellow	182.70	72.00	1.83	-	1
065318	Original Cable Lockout	Red	182.70	72.00	1.83	-	1
065319	Additional Cable	Silver	-	-	1.80	3.20	1
065320	Additional Cable	Silver	-	-	3.00	3.20	1



## Mini cable lockout

Fits in the palm of your hand and is easily stowed away in your toolbox! One device for both electrical and mechanical lockout applications saves time and money.

- Locks out valves as well as disconnected switches and circuit breakers
- Cable stored internally: works just like a tape measure, prevents cable from getting tangled
- Push-button self-winding mechanism automatically holds cable tight
- Comes with vinyl-coated steel cable or non-conductive nylon cable
- The sheathed metal cable provides extra strength for getting a tight fit on valves and levers
- Superior chemical, corrosion and temperature resistance
- 6 Padlocks can be applied



Consult the technical datasheet LOTO-38 on [bradyeurope.com/tds](http://bradyeurope.com/tds)



Order Reference	Description	Cable Length (m)	Diameter (mm)	Depth (mm)	Max. Shackle Diameter (mm)	Min. Shackle Clearance (mm)	Cable Diameter (mm)	Quantity
050940	Mini Cable Lockout with steel cable	2.44	100.00	45.00	7.87	19.05	-	1
051442*	Mini Cable Lockout with nylon cable	2.44	100.00	45.00	7.87	19.05	-	1

\*This product meets the ATEX Equipment Directive.


## Universal valve lockout

Lockout gate valves using the cable attachment with the universal valve lockout.

- Locks out valves in open and closed positions
- Flexible modular system
- Made from industrial-grade steel and nylon for rugged durability, chemical and corrosion resistance
- Open-ended clamp fits over closed rings, wide handles






Consult the technical datasheet LOTO-24 on [bradyeurope.com/tds](http://bradyeurope.com/tds)



Order Reference	Description	Colour	Max. Handle Thickness (mm)	Max. Valve Handle Width (mm)	Max. Shackle Diameter (mm)	Min. Shackle Clearance (mm)	Quantity
050899	Large Universal Valve Lockout Base Clamping Unit	Red	27.94	40.64	9.91	20.00	1
050924	Small Universal Valve Lockout Base Clamping Unit	Red	15.24	25.40	9.91	20.00	1
051395	Cable attachment with 2.44 metre sheathed cable. Cable diameter 3.25 mm	Red	-	-	-	-	1

# Cable lockout devices



## PRO-LOCK II cable lockout device

This is a complete isolation safety system, ideal for securing valves or industrial machinery and can only be opened and locked by using a special operating tool (to be ordered separately).

- Polypropylene Moulding & Stainless Steel
- UV Stabilised
- Temperature resistance range: -50 °C to 55 °C
- Vinyl coated cable

Other cable lengths are available upon request.



Order Reference	Description	Colour	Cable Length (m)	Cable Diameter (mm)	Max. Shackle Diameter (mm)	Min. Shackle Clearance (mm)	Diameter (mm)	Quantity
225203	Pro-Lock device with cable	Red	1.50	-	6.50	20.00	50.00	1
225204	Pro-Lock device with cable	Green	1.50	-	6.50	20.00	50.00	1
225205	Pro-Lock device with cable	Yellow	1.50	-	6.50	20.00	50.00	1
225206	Operating tool	Red	-	-	-	-	-	1
225207	Operating tool	Green	-	-	-	-	-	1
225208	Operating tool	Yellow	-	-	-	-	-	1




## Scissor-Lok lockout device


Locks out multiple gate valves simultaneously. Secures power cords, freestanding equipment, tanks, cylinders or safety guards.

- Made of heavy-duty chemical resistant nylon
- Available with vinyl coated cable
- 3 padlocks can be applied. When using own cable, the outside diameter must be 4.76 mm or less

The cable and device can be combined in several ways (see examples).




Order Reference	Description	Cable Length (m)	Colour	Max. Shackle Diameter (mm)	Min. Shackle Clearance (mm)	Quantity
236921	Scissor Lok Device with Cable	0.91	Yellow	7.00	19.05	1
236922	Scissor Lok Device with Cable	3.05	Yellow	7.00	19.05	1



## Brady cable lockout device

Locks out gate valves, gas cylinders, electrical devices and more!

- Comes with steel cable and a unique hasp lockout device
- 6 padlocks can be applied.
- Service temperature from -20 °C to 80 °C



Consult the technical datasheet LOTO-41 on [bradyeurope.com/tds](http://bradyeurope.com/tds)

Order Reference	Description	Cable Length (m)	Cable Diameter (mm)	Colour	Max. Shackle Diameter (mm)	Min. Shackle Clearance (mm)	Quantity
800112	Cable Lockout Device with Cable	1.83	-	Red	8.00	15.00	1
800113	Additional Cable	1.80	4.76	Red	-	-	1
800114	Cable Lockout Device with Cable	3.05	-	Red	8.00	15.00	1
800115	Additional Cable	3.00	4.76	Red	-	-	1



## Double loop cable

Double looped cable lockout devices are perfect in any situation that requires a flexible lockout device and a visual deterrent.

- Ideal for locking out large valves in many different industries
- Lightweight alternative to large, heavy chains
- Comes in four lengths to ensure a secure fit

Order Reference	Cable Length (m)	Diameter (mm)	Material	Colour	Quantity
131063	0.61	4.57	Steel	Red	1
131064	1.22	4.57	Steel	Red	1
131065	1.83	4.57	Steel	Red	1
131066	2.44	4.57	Steel	Red	1

## Universal valve lockout












The universal lockout device is a modular system which enables you to lock out valves of different types and sizes. No other device offers such flexibility and security. There are two sizes available - large and small.

- Modular system makes your investment economical and flexible
- Can be used to lock out large levers, T-handles and other hard-to-secure mechanical devices
- Open-ended clamp fits over closed rings and wide handles
- Locks out valves in open and closed positions
- Made from glass filled nylon for rugged durability, chemical and corrosion resistant
- 2 padlocks can be applied



Consult the technical datasheet LOTO-24 on [bradyeurope.com/tds](http://bradyeurope.com/tds)



Order Reference	Description	Max. Handle Thickness (mm)	Max. Valve Handle Width (mm)	Max. Shackle Diameter (mm)	Min. Shackle Clearance (mm)	Cable Length (m)	Cable Diameter (mm)	Quantity	
050899	Large Universal Valve Lockout Base Clamping Unit	27.94	40.64	9.91	20.00	—	—	1	
050924	Small Universal Valve Lockout Base Clamping Unit	15.24	25.40	9.91	20.00	—	—	1	
051388	Large Universal Valve Lockout w/ Nylon Cable & Blocking Arm	27.94	40.64	9.91	20.00	2.44 m	3.25 mm	1	
051390	Small Universal Valve Lockout w/ Nylon Cable & Blocking Arm	15.24	25.40	9.91	20.00	2.44 m	3.25 mm	1	
051392	Large Universal Valve Lockout w/ Sheathed Cable & Blocking Arm	27.94	40.64	9.91	20.00	2.44 m	3.25 mm	1	
051394	Small Universal Valve Lockout w/ Sheathed Cable & Blocking Arm	15.24	25.40	9.91	20.00	2.44 m	3.25 mm	1	
051395	Cable attachment with 2.44 metre sheathed cable. Cable diameter 3.25 mm	-	-	-	-	2.44 m	—	1	
065402	Small Blocking Arm	-	-	-	-	—	—	1	
065403	Large Blocking Arm	-	-	-	-	—	—	1	
065400	Small Universal Valve Lockout Base + Arm	19.05	24.89	9.00	20.00	—	—	1	
065401	Large Universal Valve Lockout Base + Arm	30.99	40.89	9.00	20.00	—	—	1	

The modular construction of the Universal Lockout allows the user to add various accessories to make the device suitable for a range of valves. Simply disassemble the device and slot in the relevant accessory.

Cable attachment can be added to make device suitable for locking off gate valves.

Optional blocking arm(s) can be added to make device suitable for ball valves in closed, open or partially open positions




Clamp attaches to butterfly valve lever, preventing trigger handle from being squeezed. Valve cannot be repositioned



Use blocking arm to lock out quarter-turn ball valves



Use cable attachment to lock out gate valves



Use two blocking arms to lockout 3-, 4- or 5-way valves, or to lock valves in the throttled position for operational control

# Ball valve lockouts



Consult the technical  
datasheet LOTO-74 on  
[bradyeurope.com/tds](http://bradyeurope.com/tds)

## Perma-mount™ ball valve lockout

These Lockout Devices keep your critical valves ready for correct lockout. Retrofit lockout devices stay permanently in place at the point of need.

- Eliminate the need to choose and carry the correct devices for each lockout event
- Securely retain the operating handle in the 90° fully-closed position
- Two sizes fit the full range of 1 to 10 cm diameter ball valves
- Designed to withstand a wide range of environmental conditions

Order Reference	Description	Material	Width (mm)	Height (mm)	Quantity
121541	Perma-mount™ Ball Valve Lockout, Large size	Metal	56.64	162.80	1
121540	Perma-mount™ Ball Valve Lockout, Small size	Metal	49.53	108.20	1



## Ball valve lockout

Versatile and easy-to-use device. The two halves of the device encompass the ball valve lever to secure it from inadvertent activation of the valve.

- Small device: locks out pipes from 12.70 - 31.75 mm in open and 12.70 - 63.50 mm closed position.
- Large device: locks out pipes 50.80 to 203.20 mm
- Versatile and easy-to-use
- Made from Ultra-tough Polypropylene
- Service temperature from -20 °C to 80 °C




Consult the technical  
datasheet LOTO-22 on  
[bradyeurope.com/tds](http://bradyeurope.com/tds)



Order Reference	Colour	Fits Pipe Sizes (mm)	Max. Shackle Diameter (mm)	Min. Shackle Clearance (mm)	Quantity
<b>Small</b>					
800110*	Red	12.70 - 63.50	7.24	38.00	1
805847	Blue	12.70 - 63.50	7.24	38.00	1
805848	Green	12.70 - 63.50	7.24	38.00	1
805849	Yellow	12.70 - 63.50	7.24	38.00	1
<b>Large</b>					
800111	Red	50.00 - 200.00	7.24	38.00	1
805850	Blue	50.00 - 200.00	7.24	38.00	1
805851	Green	50.00 - 200.00	7.24	38.00	1
805852	Yellow	50.00 - 200.00	7.24	38.00	1

\*This product meets the ATEX Equipment Directive.



## Brady ball valve lockout

Brady ball valve lockouts are the ideal tool for securing your quarter-turn angled ball valves in the OFF position.

- Fits virtually any valve lever up to 76 mm
- Available in 2 sizes
- Service Temperature from -30 °C to 120 °C



Consult the technical  
datasheet LOTO-23 on  
[bradyeurope.com/tds](http://bradyeurope.com/tds)

Order Reference	Description	Material	Max. Handle Thickness (mm)	Max. Valve Handle Width (mm)	Size valve lever (mm)	Max. Shackle Diameter (mm)	Min. Shackle Clearance (mm)	# of Holes	Quantity
065666*	Small Brady Ball Valve Lockout	Nylon	19.05	38.10	6.35 - 25.40	7.16	19.05	8	1
065692	Small Brady Ball Valve Lockout	Steel	19.05	38.10	6.35 - 25.40	9.53	19.05	6	1
065669	Large Brady Ball Valve Lockout	Steel	10.92	53.34	31.75 - 76.20	7.16	19.05	15	1
065693	Large Brady Ball Valve Lockout	Steel	10.92	53.34	31.75 - 76.20	9.53	19.05	7	1

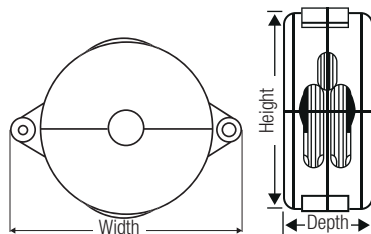
\*This product meets the ATEX Equipment Directive.

## Standard gate valve lockout

The easiest device that fits your gate valve.


- Locks out gate valves with different hand wheel diameters
- Made of durable polypropylene – superior impact & chemical resistance
- Withstands temperatures from -40 °C to 150 °C
- Available in several sizes and colours
- Colours allow a coding. Transparency allows instant visibility on the valve colour and status.
- Padlock can be applied

Comes with danger labels in English, Spanish and French



Order Reference	Hand Wheel Diameter (mm)	Height (mm)	Width (mm)	Depth (mm)	Max. Shackle Diameter (mm)	Min. Shackle Clearance (mm)	Quantity
<b>Blue</b>							
065585	25.40 - 63.50	80.00	120.10	35.90	9.53	19.05	1
065586	63.50 - 127.00	141.70	184.80	50.60	9.53	19.05	1
065587	127.00 - 165.10	181.00	224.10	60.40	9.53	19.05	1
065588	165.00 - 254.00	276.20	318.30	76.20	9.53	19.05	1
065589	254.00 - 330.20	363.50	405.10	76.20	9.53	19.05	1
<b>Green</b>							
065595	25.40 - 63.50	80.00	120.10	35.90	9.53	19.05	1
065596	63.50 - 127.00	141.70	184.80	50.60	9.53	19.05	1
065597	127.00 - 165.10	181.00	224.10	60.40	9.53	19.05	1
065598	165.00 - 254.00	276.20	318.30	76.20	9.53	19.05	1
065599	254.00 - 330.20	363.50	405.10	76.20	9.53	19.05	1
<b>Red</b>							
065560*	25.40 - 63.50	80.00	120.10	35.90	9.53	19.05	1
065561*	63.50 - 127.00	141.70	184.80	50.60	9.53	19.05	1
RS-065562	127.00 - 165.10	181.00	224.10	60.40	9.53	19.05	1
065563*	165.00 - 254.00	276.20	318.30	76.20	9.53	19.05	1
065564*	254.00 - 330.20	363.50	405.10	76.20	9.53	19.05	1
<b>Transparent</b>							
145581	25.40 - 63.50	80.00	120.10	35.90	9.53	19.05	1
145582	63.50 - 127.00	141.70	184.80	50.60	9.53	19.05	1
145583	127.00 - 165.10	181.00	224.10	60.40	9.53	19.05	1
145584	165.00 - 254.00	276.20	318.30	76.20	9.53	19.05	1
145585	254.00 - 330.20	363.50	405.10	76.20	9.53	19.05	1
<b>Yellow</b>							
065590	25.40 - 63.50	80.00	120.10	35.90	9.53	19.05	1
065591	63.50 - 127.00	141.70	184.80	50.60	9.53	19.05	1
065592	127.00 - 165.10	181.00	224.10	60.40	9.53	19.05	1
065593	165.00 - 254.00	276.20	318.30	76.20	9.53	19.05	1
065594	254.00 - 330.20	363.50	405.10	76.20	9.53	19.05	1

\*This product meets the ATEX Equipment Directive.



For the transparent device, consult the technical datasheet LOTO-78 on [bradyeurope.com/tds](http://bradyeurope.com/tds)



For the coloured device, consult the technical datasheet LOTO-7 on [bradyeurope.com/tds](http://bradyeurope.com/tds)



## Why use different colours

- Valves in open or closed position: Red = open / Green = closed
- Indicate risk levels: Red = high risk / Blue = low risk
- Indicate substances flowing through a valve: Yellow = gas / Green = water
- Indicate different maintenance teams: Red = electricians / Blue = mechanics

# Gate valve lockouts

## Collapsible gate valve lockouts

Safely lock out gate valves from 76 up to 457 mm with the collapsible gate valve lockout.



Brady's collapsible gate valve design provides secure lockout for a wider range of valves, with the use of fewer devices. These covers easily rotate around valve handles to the fully engaged position, while also folding into smaller sizes for easy storage on maintenance carts and in lockout kits.

- Rugged, injection moulded styrene construction that can withstand harsh outdoor conditions
- Up to two padlocks can be attached directly on the collapsible gate valve lockout, and even more padlocks can be added to safeguard larger maintenance teams by using Brady's Lockout/Tagout safety hasp
- Easy to apply: rotates around valves and fully covers them to make them inoperable
- Easy to store and carry: folds to 1/3 of its full size
- Flexible: 3 size variations can lock valves ranging from 76 mm up to 457 mm
- Withstands temperatures from -40 °C to +100 °C
- Unique knockout centre accommodates OS & Y or "rising stem" valves

Comes with danger labels in English, Spanish and French

Order Reference	Hand Wheel Diameter (mm)	Height (mm)	Depth (mm)	Diameter (mm)	Max. Shackle Diameter (mm)	Min. Shackle Clearance (mm)	Quantity
148648	76.20 - 177.80	189.00	78.70	228.60	9.65	12.70	1
148647	177.80 - 330.20	346.20	101.10	381.00	9.65	12.70	1
148646	330.20 - 457.20	472.70	101.10	508.00	9.65	12.70	1



Consult the technical datasheet LOTO-81 on [bradyeurope.com/tds](http://bradyeurope.com/tds)

Brady Collapsible Gate Valve Lockouts for 330 - 457 mm diam.

Brady Collapsible Gate Valve Lockouts for 178 - 330 mm diam.

Brady Collapsible Gate Valve Lockouts for 76 - 178 mm diam.



## Adjustable gate valve lockout

One device for most gate valves!

It replaces 3 conventional gate valve lockouts to reduce your costs.

- Adjusts to fit gate valves from 2.5 to 16.5 cm
- Durable polypropylene
- Resistant to extreme temperature changes from -20 °C to 80 °C
- 3 padlocks can be applied



Order Reference	Description	Height (mm)	Width (mm)	Max. Shackle Diameter (mm)	Min. Shackle Clearance (mm)	Quantity
064057	Adjustable Gate Valve Lockout	130.00	209.00	9.40	19.05	1



Consult the technical datasheet LOTO-70 on [bradyeurope.com/tds](http://bradyeurope.com/tds)

## Brady butterfly valve lockout

Ideal to lock a butterfly valve in the OFF position

- Can be used to lock a butterfly valve in the OFF position by clamping down on the handle so that it may not be engaged or moved
- Available in two sizes

Order Reference	Description	Specification	Colour	Quantity
121504	Butterfly Valve Lockout - Small	For valve handle thicknesses of 3.2 mm to 63.5 mm	Red	1
121505	Butterfly Valve Lockout - Large	For valve handle thicknesses of 50.8 mm to 102 mm	Red	1






Consult the technical datasheet LOTO-71 on [bradyeurope.com/tds](http://bradyeurope.com/tds)

## Universal valve lockout

Use the universal valve lockout for locking out butterfly valves!

- The clamp attaches to the butterfly valve lever, preventing the trigger handle from being squeezed
- The valve cannot be repositioned
- Rugged durability, chemical and corrosion resistance
- 2 padlocks can be applied




Order Reference	Description	Colour	Max. Shackle Diameter (mm)	Min. Shackle Clearance (mm)	Max. Valve Handle Width (mm)	Max. Handle Thickness (mm)	Quantity
050899	Large Universal Valve Lockout Base Clamping Unit	Red	9.91	20.00	40.64	27.94	1
050924	Small Universal Valve Lockout Base Clamping Unit	Red	9.91	20.00	25.40	15.24	1

## Butterfly valve lockout

Created to secure your butterfly valve efficiently!

- Made of strong polypropylene plastic
- Fully dielectric (non-conductive)
- Highly resistant to cracking and abrasion
- Highly resistant to solvents and other chemical products
- 2 padlocks can be applied



Order Reference	Description	Specification	Colour	Max. Shackle Diameter (mm)	Height (mm)	Depth (mm)	Width (mm)	Quantity
049303	Butterfly Valve Lockout	For valve handle thicknesses of 19.05 - 50.80 mm	Red	7.16	69.85	304.80	101.60	1

## Pull handle butterfly valve lockout

Stop using ill-fitting, incorrect or unwieldy two-piece devices to lock out your pull handle valves. Get a safer solution that fits better and stays in place – the Pull-handle Butterfly Valve Lockout.

- Exclusive, anti-pivot lockout device fits the full range of pull handle valve sizes, from 12.70 mm to 203.80 mm diameter
- A convenient, one-piece design that stays together whether in use or in storage
- Holds up to four worker padlocks
- Secures the valve handle in any desired position, from fully closed, to partially or fully open

Order Reference	Description	Colour	Max. Shackle Diameter (mm)	Height (mm)	Width (mm)	Depth (mm)	Quantity
170220	Pull Handle Butterfly Valve Lockout	Red	8.00	217.50	53.80	97.10	1



Consult the technical datasheet LOTO-112 on [bradyeurope.com/tds](http://bradyeurope.com/tds)

# Pipe blind lockout

## Pipe blind lockout

Safe blind lockout for the widest range of pipes



The pipe blind lockout device can be applied to the widest range of pipes to easily and temporarily lock pipe blinds in place. With the pipe blind lockout, users can avoid the release of gas, steam and hazardous liquids while pipe maintenance is still ongoing.

### Increased safety and compliance

The pipe blind lockout can provide a very visual, physical barrier that acts as a deterrent for touching pipe blinds while maintenance is ongoing. When used with a properly installed pipe blind, the lockout device and a padlock reduces the risk of accidental release of pipe contents. This enables companies to increase workplace safety and also improve compliance with EU Guidelines 89/655 and the European Norm 1037.

### Non-sparking material

- The pipe blind lockout has been UL tested for ISO 80079-36:2016 Explosive Atmospheres and falls within the parameters of the norm.
- The device is built out of heavy duty 304 stainless steel with rugged, cast aluminium locking bars with a powder coated polyester finish.

### Widest range of pipes

- With 3 sizes to choose from, Brady's pipe blind lockout is applicable on the widest range of pipes, including all pipe diameters from 13.20 mm to 1219.20 mm.
- The device's extendable locking arm enables users to optionally lock not 1, but 2 pipe bolt sets for additional security.
- Up to 4 workers can apply a padlock directly on the device.
- The device can be used for standard and recessed bolts.



Order Reference	149228	149229	149230
Description	Pipe Blind Lockout Device - Small	Pipe Blind Lockout - Medium	Pipe Blind Lockout - Large
Recommended Nut Diameter	13.00 - 19.00 mm	23.00 - 32.00 mm	35.00 - 48.00 mm
Max. Nut Diameter	35.00 mm	57.00 mm	84.00 mm
Hand Wheel Diameter (mm)	12.70 - 76.20 mm	76.20 - 355.60 mm	355.60 - 1219.20 mm
Pipe Flange Thickness Range	41.00 - 206.00 mm	95.00 - 286.00 mm	205.00 - 464.00 mm
Max. Shackle Diameter (mm)	7.00	7.00	7.00
Min. Shackle Clearance (mm)	19.05	19.05	19.05
Height (mm)	106.00 mm	127.00 mm	154.00 mm
Length (mm)	371.00 mm	447.00 mm	625.00 mm
Width (mm)	70.00 mm	114.00 mm	168.00 mm
Min. - Maks. Çalışma Sıcaklığı °C	-40 °C - 90 °C	-40 °C - 90 °C	-40 °C - 90 °C



Consult the technical datasheet LOTO-90 on [www.bradyeurope.com/tds](http://www.bradyeurope.com/tds)

**Increase safety and compliance with the pipe blind lockout applicable on the widest range of pipes. Get started today at: [www.bradyeurope.com/PipeBlindLockout](http://www.bradyeurope.com/PipeBlindLockout)**

## Plug valve/drinking fountain lockout

With this innovative device you can cover the spout of most drinking fountains to prevent use, and keep hands off a high-touch area

- Keep the water flowing on bottle-filling stations connected to the fountain so people can stay hydrated
- Lock out standard plug valves with a stem diameter ranging from 9.53 mm to 63.50 mm when pandemic concerns are over.

Order Reference	Specification	Material	Max. Shackle Diameter (mm)	Height (mm)	Diameter (mm)	Quantity
113233	Base Cover Plug Valve Lockout 53.98 mm	Polypropylene	9.40	114.30	101.60	1



## Plug valve lockout

Effective fit for difficult-to-secure plug valves

- Durable and tamper-resistant
- Compact in size and easy to use
- Several sizes to fit most 25 to 203 mm diameter manually-actuated plug valves
- Service temperatures -20 °C to 80 °C
- 1 padlock can be applied.



Order Reference	Specification	Material	Max. Shackle Diameter (mm)	Height (mm)	Diameter (mm)	Quantity
113231	Base Cover Plug Valve Lockout 22.23 mm	Polypropylene	9.40	76.20	81.53	1
113232	Base Cover Plug Valve Lockout 34.93 mm	Polypropylene	9.40	76.20	81.53	1
113233	Base Cover Plug Valve Lockout 53.98 mm	Polypropylene	9.40	114.30	101.60	1
113234	Base Cover Plug Valve Lockout 63.50 mm	Polypropylene	9.40	101.60	119.63	1



Consult the technical datasheet LOTO-52 on [bradyeurope.com/tds](http://bradyeurope.com/tds)

## Cylinder tank lockout

Rugged polystyrene plastic device used to lockout cylinder tanks, including propane tanks on fork lift trucks and stand-alone propane tanks.

- Designed to fit in tight spaces
- Valve stem hole is 31.5 mm in diameter
- 2 padlocks can be applied.

Order Reference	Description	Colour	Max. Shackle Diameter (mm)	Min. Shackle Clearance (mm)	Quantity
LM023E	Cylinder Tank Lockout	Red	6.50	20.00	1



## Gas cylinder lockout

No need to match your lockout device to varying diameters and threads of cylinder caps.

- Prevents access to the main cylinder valve
- Accommodates neck rings up to 88 mm diameter
- Install in seconds to save time
- 1 padlock can be applied



Order Reference	Description	Height (mm)	Diameter (mm)	Max. Shackle Diameter (mm)	Min. Shackle Clearance (mm)	Quantity
045629	Gas Cylinder Lockout	158.80	88.14	8.64	20.00	1




Consult the technical datasheet LOTO-51 on [bradyeurope.com/tds](http://bradyeurope.com/tds)

## SMC airline regulator

Disables air supply to the equipment being serviced while allowing other equipment, sharing the same air supply, to stay active.

- The device regulator can be locked in ON, OFF or THROTTLED positions
- Easy Installation: remove snap cap, install lockout on regulator rod, snap replacement cap on regulator
- 1 padlock can be applied
- Comes with lockout, cap and allen key



Order Reference	Description	Colour	Diameter (mm)	Max. Shackle Diameter (mm)	Quantity
064540	Intermediate Air Line Regulator for SMC Models AR3000 / NAR3000	Red	39.12	3.81	1
064539	Miniature Air Line Regulator for SMC models AR2000 / NAR2000	Red	39.12	3.81	1



Consult the technical datasheet LOTO-48 on [bradyeurope.com/tds](http://bradyeurope.com/tds)

## Pneumatic quick-disconnect lockout

Isolates pneumatic energy without the expense and inconvenience of installing in-line lockout valves.

- Device is applied to the male fitting, isolating equipment from all compressed air sources
- Accommodates the majority of 6 mm, 9 mm and 12 mm male fittings
- Hole in centre of device allows for permanent storage on air hose and a loop on the side can be used to hang the hose and lockout device
- 1 padlock can be applied



Order Reference	Description	Colour	Max. Shackle Diameter (mm)	Min. Shackle Clearance (mm)	Quantity
064221	Pneumatic Quick-Disconnect Lockout	Red	7.87	20.00	1
065645	Pneumatic Quick-Disconnect Lockout	Red	7.87	20.00	6



Consult the technical datasheet LOTO-47 on [bradyeurope.com/tds](http://bradyeurope.com/tds)

# Electrical risk - Circuit breaker lockouts

## Miniature circuit breaker lockout

A safe and effective method for locking out European Circuit Breakers as it fits most of their existing types.

- Miniature breaker lockout unique in its kind = requires NO TOOLS to install
- The lockout easily installs with the aid of a Push Button
- The tie-bar style lockout has a convenient thumb wheel for quick application
- Suitable for single, multi-pole and rotary breakers
- Made from glass-filled nylon
- Available in single or six pack
- 1 padlock can be applied


Recommended to use in combination with a padlock with a minimum shackle diameter of 6 mm for added safety.

Order Reference	Description	Max. Shackle Diameter (mm)	Quantity
1 Kit / Piece			
805853	Miniature Breaker Lockout Demo Kit*	7.00	1
1 Piece / Pack			
090847	Miniature Circuit Breaker Lockouts - Pin-In Standard	7.11	1
090844	Miniature Circuit Breaker Lockouts - Pin-Out Standard	7.11	1
090850	Miniature Circuit Breaker Lockouts - Pin-Out Wide	7.11	1
090853	Miniature Circuit Breaker Lockouts - Tie-Bar	7.11	1
149433	Miniature Circuit Breaker - Pin-out Wide (ABB-MS325)	8.13	1
6 Pieces / Pack			
090848	Miniature Circuit Breaker Lockouts - Pin-In Standard	7.11	6
090845	Miniature Circuit Breaker Lockouts - Pin-Out Standard	7.11	6
090851	Miniature Circuit Breaker Lockouts - Pin-Out Wide	7.11	6
090854	Miniature Circuit Breaker Lockouts - Tie-Bar	7.11	6
149434	Miniature Circuit Breaker - Pin-out Wide (ABB-MS325)	8.13	6

\* Kit contains 1 part of each (090874, 090844, 090850, 090853, 149433, 149514)




Consult the technical datasheet LOTO-1 on [bradyeurope.com/tds](http://bradyeurope.com/tds)



Consult the technical datasheet LOTO-25 on [bradyeurope.com/tds](http://bradyeurope.com/tds)



Consult the technical datasheet LOTO-26 on [bradyeurope.com/tds](http://bradyeurope.com/tds)



Consult the technical datasheet LOTO-27 on [bradyeurope.com/tds](http://bradyeurope.com/tds)



Consult the technical datasheet LOTO-95 on [bradyeurope.com/tds](http://bradyeurope.com/tds)

## EZ Panel Loc™ system

Covers most 120V-277V breakers!

- Works on wide range of breakers, including single- and multi-pole configurations
- Makes use of unique lock rail system
- Allows panel door to be closed even when lockouts are in place
- Accommodates multiple locks, facilitating group lockout activity without hasps
- Keeps weight off the breakers, protecting delicate electrical components from damage
- Positions locks and tags outside the panel, making sure lockout activity is clearly visible to anyone in the area



CLAMP-ON EZ



Consult the technical datasheet LOTO-45 on [bradyeurope.com/tds](http://bradyeurope.com/tds)



Consult the technical datasheet LOTO-46 on [bradyeurope.com/tds](http://bradyeurope.com/tds)



SNAP-ON EZ

Order Reference	Description	Depth (mm)	Width (mm)	Height (mm)	Cable Length (m)	Quantity
051256	EZ Panel Loc Lock Rails - 101.60 mm	17.78	20.32	-	-	1
065814	EZ Panel Loc Lock Rails - 101.60 mm	17.78	20.32	-	-	6
051258	EZ Panel Loc Lock Rails - 203.20 mm	17.78	20.32	-	-	1
051260	EZ Panel Loc Lock Rails - 203.20 mm	17.78	20.32	-	-	6
051252	EZ Panel Loc™ Snap-On Breaker Lockout	18.80	22.86	47.75	0.61	1
065815	EZ Panel Loc™ Snap-On Breaker Lockout	18.80	22.86	47.75	0.61	6
051254	EZ Panel Loc™ Clamp-On Breaker Lockout	18.80	24.13	65.02	0.61	1
065810	EZ Panel Loc™ Clamp-On Breaker Lockout	18.80	24.13	65.02	0.61	6

▶ See page 94 for a circuit breaker compatibility chart.

Lockout device is unlocked by inserting and turning the black plastic key


1. Expose the super-bond adhesive on back of rail. Permanently affix to any location on the panel.

2. Attach the lockout device to the breaker and snap into locked position

3. Pass plastic key through lock rail and attach lock, preventing key from sliding down cable and opening lockout device

4. For group lockouts, run key through multiple loops in lock rail and apply locks. No hasps required! (Not recommended for use with multilock hasps)

5. Low-profile lockouts allow panel doors to be closed on most breaker panels.



## TAGLOCK™ circuit breaker securing devices

Step up safety and compliance with physically secure tagout for up to four workers.

- Quick and easy to apply with a nylon cable tie and the worker's ID tag
- Up to 4 workers can apply a nylon cable tie and their ID tag
- Compatible with GE, ITE, Sylvania, Challenger, Bryan, General Switch Co., Westinghouse, etc., breakers
- Alternatively, every model can be locked with 1 padlock

### TAGLOCK

Order Reference	Description	Quantity	TDS Number
148685	TagLock Circuit Breaker: Oversized Clamp-on - 25/pk	25	LOT0-84
148686	TagLock Circuit Breaker: 480/600V Clamp-on - 25/pk	25	LOT0-83
148687	TagLock Circuit Breaker: 480/600V Clamp-on - 6/pk	6	LOT0-83
148688	TagLock Circuit Breaker: Switch - 6/pk	6	LOT0-86
148689	TagLock Circuit Breaker: Snap-on	1	LOT0-87
148690	TagLock Circuit Breaker: 120/277V Clamp-on	1	LOT0-82
148691	TagLock Circuit Breaker: Oversized Clamp-on - 6/pk	6	LOT0-84
148692	TagLock Circuit Breaker: Oversized Clamp-on	1	LOT0-84
148693	TagLock Circuit Breaker: Snap-on - 6/pk	6	LOT0-87
148694	TagLock Circuit Breaker: Snap-on - 50/pk	50	LOT0-87
148695	TagLock Circuit Breaker: Multi-pole - 50/pk	50	LOT0-85
148696	TagLock Circuit Breaker: Switch	1	LOT0-86
148697	TagLock Circuit Breaker: Multi-pole - 6/pk	6	LOT0-85
148698	TagLock Circuit Breaker: 120/277V Clamp-on - 6/pk	6	LOT0-82
148699	TagLock Circuit Breaker: 120/277V Clamp-on - 50/pk	50	LOT0-82
148700	TagLock Circuit Breaker: Switch - 50/pk	50	LOT0-86
148701	TagLock Circuit Breaker: 480/600V Clamp-on	1	LOT0-83
148702	TagLock Circuit Breaker: Multi-pole	1	LOT0-85

### Nylon Ties

Order Reference	Colour	Width (mm)	Length (mm)	Quantity
196351	Red	3.60	200.00	100
229960	Green	3.60	205.00	100
622652	White	4.80	190.00	100

### Mini Tag




Order Reference	Legend	Height (mm)	Width (mm)	Quantity
148824	DANGER, DO NOT OPERATE	63.50	50.80	25

### Models and usages :

- **Clamp-on:** works on wide range of single-pole and internal-trip multi-pole breakers, use thumbscrews to clamp lockout securely onto switch tongue, then pull cover over thumbscrew and lock with a nylon tie/padlock in place to prevent clamp from being loosened. Oversized, 480/600V and 120/277V models are available
- **Multi-pole:** works with most two or three pole breakers utilising a tie-bar, use thumbscrews to clamp lockout securely over tie-bar, then insert nylon tie/padlock to prevent clamp from being loosened
- **Switch:** works on wide range of breakers, including single- and multi-pole configurations and allows panel door to be closed even when lockouts are in place
- **Snap-on:** designed for breakers that have holes in the switch tongue, dual cavities accommodate different size switch tongues


#### Clamp-on models



Can be secured with cable ties and/or a safety lock

Please visit our website [www.bradyeurope.com](http://www.bradyeurope.com) or see page 81 for a selection of tags

Consult the technical datasheets on [www.bradyeurope.com/tds](http://www.bradyeurope.com/tds)



Get started today at [www.bradyeurope.com/TAGLOCK](http://www.bradyeurope.com/TAGLOCK)  
Watch the TAGLOCK video on Brady's YouTube™ channel.


# Electrical risk - Circuit breaker lockouts



## 480-600V breaker lockout

Perfect for locking out oversized and irregularly shaped switches.

- Self adhesive backed rails are permanently installed onto an electrical panel – simply clean panel surface and adhere – no drilling required!
- Red blocking bar indicates locked “off
- Green blocking bar indicates locked “on
- 1 padlock can be applied




Breaker Blocker Components - Blocking Bar Holder

Order Reference	Description	Colour	Length (mm)	Height (mm)	Max. Shackle Diameter (mm)	Max. Switch Width (mm)	Quantity
090891**	480-600V Breaker Lockout Kit*	-	-	20.32	6.50	150.00	1
051264	Breaker Blocker Components - 101 mm Yellow Mounting Rails	Yellow	101.60	-	7.87	-	2
090893	Breaker Blocker Components - 190 mm Green Blocking Bar	Green	190.00	-	-	-	5
090892	Breaker Blocker Components - 190 mm Red Blocking Bar	Red	190.00	-	-	-	5
051265	Breaker Blocker Components - Blocking Bar Holder	Yellow	150.00	20.32	7.87	-	5

\*Kit includes: 2 Yellow mounting rails, 1 red blocking bar, 1 green blocking bar and 3 alcohol wipes.

\*\*This product meets the ATEX Equipment Directive.




## Universal multi-pole breaker lockout

Universal multi-pole lockout works with most two or three pole breakers utilising a tie-bar.

- Compatible with GE, ITE, Sylvania, Challenger, Bryan, Westinghouse, General Switch Co. ...
- Use thumbscrews to clamp lockout securely over tie-bar, then insert lock to prevent clamp from being loosened
- Made of durable Polypropylene
- 1 padlock can be applied

Order Reference	Description	Max. Shackle Diameter (mm)	Min. Shackle Clearance (mm)	Packaging
066320	Universal Multi-Pole Breaker Lockout	7.11	19.05	6
066321*	Universal Multi-Pole Breaker Lockout	7.16	19.05	1


\*This product meets the ATEX Equipment Directive.



## Economy multi-pole breaker lockout

Economical solution designed to fit multi-pole breakers!


- Quick and easy to apply
- 1 padlock can be applied



Order Reference	Description	Max. Shackle Diameter (mm)	Min. Shackle Clearance (mm)	Quantity
805814	Economy Multi-Pole Breaker Lockout	7.00	20.00	1



Consult the technical datasheet LOTO-33 on [bradyeurope.com/tds](http://bradyeurope.com/tds)



## Compact Circuit Breaker Lockout

Compact universal design to lock out a large range of single, double and triple-pole circuit breakers.

- Place lockout over circuit breaker handle, tighten set screw and attach padlock and tag
- 1 padlock can be applied

Order Reference	Description	Max. Shackle Diameter (mm)	Width (mm)	Depth (mm)	Quantity
836597	Compact Circuit Breaker Lockout	6.53	60.00	15.00	1



## Single pole circuit breaker lockout

Quick and easy – just snap in place and apply a lock!

- Designed for breakers that have holes in the switch tongue
- Dual cavities accommodate different size switch tongues
- 1 padlock can be applied

Order Reference	Description	Max. Shackle Diameter (mm)	Min. Shackle Clearance (mm)	Width (mm)	Depth (mm)	Quantity
065387	Single Pole Circuit Breaker Lockout	7.16	12.70	30.23	8.38	1
065688	Single Pole Circuit Breaker Lockout	7.16	12.70	30.23	8.38	6



\*This product meets the ATEX Equipment Directive.



Consult the technical datasheet LOTO-15 on [bradyeurope.com/tds](http://bradyeurope.com/tds)

## Universal mini circuit breaker lockout

Easy to apply to a wide range of circuit breakers from various manufacturers (Schneider IC60 series, Siemens 5SX21, Hager MFN716, ABB 2CDS25, ABB S202U-K50).

- Fastened using an attached screw that is easy to handle
- Fastening the screw pushes out a hole for a Lockout/Tagout padlock shackle
- 1 padlock can be applied

Order Reference	Description	Max. Shackle Diameter (mm)	Width (mm)	Depth (mm)	Quantity
149514	Universal Mini Circuit Breaker Lockout	7.11	12.70	63.50	1
149515	Universal Mini Circuit Breaker Lockout	7.11	12.70	63.50	6



Consult the technical datasheet LOTO-96 on [bradyeurope.com/tds](http://bradyeurope.com/tds)

## "No-hole" circuit breaker lockout

Works on wide range or single-pole and internal-trip multi-pole breakers.

- Use thumbscrews to clamp lockout securely onto switch tongue, then pull cover over thumbscrew and lock in place to prevent clamp from being loosened
- Made of rugged Polypropylene
- Detachable cleats (included) expand the range of applicable breakers
- 1 padlock can be applied

Order Reference	Description	Height (mm)	Width (mm)	Depth (mm)	Max. Shackle Diameter (mm)	Max. Switch Width (mm)	Quantity
065396	No Hole Circuit Breaker Lockout - 277 Volt Device	56.01	24.13	16.51	7.11	16.00	1
065965	No Hole Circuit Breaker Lockout - 277 Volt Device	56.01	24.13	16.51	7.14	16.00	6
065397*	No Hole Circuit Breaker Lockout - 480-600 Volts Device	82.55	40.34	55.25	7.87	38.00	1
065966	No Hole Circuit Breaker Lockout - 480-600 Volts Device	82.63	40.34	55.25	7.87	38.00	6
065404	Extra Cleats for 120/277V Lockout	50.74	28.70	7.37	-	-	6
065406	Extra Cleats for 480/600V Lockout	50.74	28.70	7.37	-	-	6

\*This product meets the ATEX Equipment Directive.



Lockout: consult the technical datasheet LOTO-14 on [bradyeurope.com/tds](http://bradyeurope.com/tds)



Cleats: consult the technical datasheet LOTO-17 on [bradyeurope.com/tds](http://bradyeurope.com/tds)

## Oversized breaker lockout device

- Oversized 480-600 Volt frame lockout, fits breakers up to 57.15 mm wide by 22.20 mm thick
- 1 padlock can be applied

Order Reference	Specification	Additional Information	Max. Shackle Diameter (mm)	Min. Shackle Clearance (mm)	Max. Switch Width (mm)	Quantity
065321	Oversized Breaker Lockout Device	480-600 Volt, fits breakers up to 57.15 mm wide by 22.2 mm thick	7.87	22.86	57.15	6
065329	Oversized Breaker Lockout Device	480-600 Volt, fits breakers up to 57.15 mm wide by 22.2 mm thick	7.87	22.86	57.15	1



Consult the technical datasheet LOTO-39 on [bradyeurope.com/tds](http://bradyeurope.com/tds)

## Fuse lockout

Designed to prevent the unintended re-energisation of a fuse. Fits most fuse holders between 20 Amps and 400 Amps and creates a universal approach to locking out your fuses.

- Material: Nylon with ZP metal slotted set screw
- Instructions: clamp onto the fuse holder and use a small flathead screwdriver to tighten the set screw in the device. Place a padlock through the hole to prevent access to the set screw.
- Label applied stating: DANGER DO NOT REMOVE LOCKED OUT
- 1 padlock can be applied

Order Reference	Description	Height (mm)	Width (mm)	Depth (mm)	Packaging
873367	Fuse Lockout Device 20-400A	35.00	15.00	59.90	1



## Isolation Plugs

- 2-in-1 Solution - Covers two common screw threads thanks to the two part graded thread diameters.
- For D01 & D02 (E14 & E18) and D11 & D111 (E27 & E33) screw locks.

Includes a yellow key for locking and easy removal of the device from the screw base

Order Reference	Order Reference	Description	Colour	Quantity
309018	ISOPLUG-D01-D02	Isolation Plugs	Red, Yellow	1
309019	ISOPLUG-D11-D111	Isolation Plugs	Red, Yellow	1



▶ See page 94 for a circuit breaker compatibility chart.

## Electrical risk - Plug lockouts



### Fuse lockout - insulation plugs

- Patented insulation plugs protect people working on current circuits against unauthorised use and inadvertent switching on of power
- Insulation plug is placed into a fuse base by means of a special screwdriver (sold separately 812713) instead of fuse link and screw cap.

Order Reference	Description	Packaging
812711	Industry - Insulation Plugs DII	1
812712	Industry - Insulation Plugs DIII	1
812713	Industry Insulation Plug Screwdriver	1
812714	Low Voltage NV Fuse Rails Size NH00	1
812715	Low Voltage NV Fuse Rails Size NH1 - NH3	1
850957	Low Voltage NV Fuse Rails Set Sizes NH00 & NH1 - NH3 with glove	1
850958	Industry Insulation Plug Set DII & DIII	1



### 3-in-1 electrical plug lockout

Accommodates high and low-voltage plugs up to 76.0 mm in diameter and 139.0 mm in length.

- Two sliding top lids can be used individually or together to accommodate small, medium and large diameter cords up to 31mm
- Made in bright yellow thermoplastic
- With English instruction labels
- 1 padlock can be applied

Order Reference	Description	Colour	Height (mm)	Diameter (mm)	Cable Diameter (mm)	Quantity
045842	3-in-1 Electrical Plug Lockout	Yellow	158.75	88.14	-	1




### Lockout devices for plug connections

Highly effective against unauthorised or incorrect use of electrical equipment.

- Simple to use
- Especially developed to secure all types of plugs

Order Reference	Description	Colour	Max. Shackle Diameter (mm)	Min. Shackle Clearance (mm)	Width (mm)	Cable Diameter (mm)	Max number of padlocks applied	Quantity
065675	Lockout Devices for Plug Connections - Large	Red	9.14	20.00	177.80	-	4	1
065674*	Lockout Devices for Plug Connections - Small	Red	9.14	20.00	88.90	-	2	1

\*This product meets the ATEX Equipment Directive.



Consult the technical datasheet LOTO-29 on [bradyeurope.com/tds](http://bradyeurope.com/tds)

### Detachable power cord plug lockout

Ideal tool for preventing tampering with office equipment, computers, peripheral equipment and power supplies.

- The device works as a block to prevent power going to the socket by simply plugging into the socket and twisting.
- Compact size and lightweight, nylon construction make this device easily portable.
- 1 padlock can be applied

Order Reference	Description	Colour	Quantity
148081	Detachable Power Cord Plug Lockout	Black, Orange	1



### Stoppower™ plug lockouts

Device is simple to use - just slide over cord prongs and lock with key.

- Ideal for office equipment and other frequently locked out cords
- Cord cannot be plugged in with Stoppower in place
- For use on 2 or 3 pronged polarised plugs
- Device cannot be removed without a key
- Standard devices are individually keyed


Order Reference	Description	Colour	Quantity
065673	Stoppower Plug Lockout	Red	1



## Hubbell plugout for industrial plug connections

Effectively secures all industrial plug connections.

- Fits the majority of your heavier industrial plug applications
- Small version accepts plugs with maximum 69.85 mm diameter and 120.65 mm length with 25.40 mm cord.




Order Reference	Specification	Colour	Height (mm)	Width (mm)	Plug Length (mm)	Plug Diameter (mm)	Max. Shackle Diameter (mm)	Cable Diameter (mm)	Min. Shackle Clearance (mm)	Max number of padlocks applied	Quantity
065695	Hubbell Plugout - Small	Yellow	80.00	106.00	120.00	70.00	7.00	25.00	20.00	4	1
065968	Hubbell Plugout - Large	Yellow	120.00	120.00	250.00	100.00	7.00	35.00	20.00	4	1

## Large electrical/pneumatic lockout

Accommodates a large variety of electrical plugs up to 89 mm diameter and 127 mm in length as well as male air hose connectors.

- Works on 110V, 220V and 550V plugs
- Made of Polystyrene material
- 4 padlocks can be applied



Order Reference	Description	Colour	Max. Shackle Diameter (mm)	Min. Shackle Clearance (mm)	Plug Diameter (mm)	Plug Length (mm)	Quantity
800126	Large Electrical/Pneumatic Lockout	Red	7.00	20.00	89.00	127.00	1



Consult the technical datasheet LOTO-30 on [bradyeurope.com/tds](http://bradyeurope.com/tds)

## Pendant Lockout Safety Cover

No undesired crane control

- Completely cover crane or hoist pendant controls to prevent anyone from pressing any pendant buttons before removing up to 4 padlocks.
- Can be applied just like a bag, extended to cover all pendant controls from 10 to 45 cm long and can be folded flat for easy transport.

Order Reference	Description	Depth (mm)	Length (mm)	Width (mm)	Max. Shackle Diameter (mm)	Quantity
150587	Pendant Control Safety Cover	50.80	508.00	133.35	9.53	1
151252	Pendant Control Safety Cover - Large	50.80	1016.00	228.60	9.53	1



Consult the technical datasheet LOTO-98 on [bradyeurope.com/tds](http://bradyeurope.com/tds)



## Lockout bag

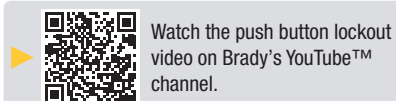
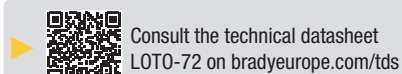
For securing plugs on portable appliances, cables on pneumatic connectors, crane pendants, etc.

- Made of rugged canvas with drawstring
- Can be locked closed
- Legend: LOCK OUT FOR SAFETY

Order Reference	Description	Height (mm)	Length (mm)	Quantity
065780	Lockout bag made of rugged canvas with drawstrings	-	457.20	1



## Electrical risk - Push button lockouts



### Twist and Secure™ push button & e-stop covers

Made to temporarily prevent access to the on/off and emergency stop controls for production and facility utility operating equipment.

- Fast and convenient lockout at the point of need.
- One time installation of the low profile, unobtrusive lockout base.
- Provides an obvious, visual indication that the equipment control button is locked out, as well as a view through the translucent cover of the ON/OFF status of E-Stop buttons.
- Standardised bases allow authorised workers to apply a single provided cover to any of numerous equipment control buttons.

#### Total Package

Order Reference	Description	Height (mm)	Quantity
139793	Push Button Lockout Device (16 mm), Clear, with Standard Cover	50.00	1
139794	Push Button Lockout Device (16 mm), Clear, with Tall Cover	80.00	1
134018	Push Button Lockout Device (16 mm), Red, with Standard Cover	50.00	1
130819	Push Button Lockout Device (16 mm), Red, with Tall Cover	80.00	1
139795	Push Button Lockout Device (22 mm), Clear, with Standard Cover	50.00	1
130820	Push Button Lockout Device (22 mm), Red, with Standard Cover	50.00	1
139796	Push Button Lockout Device (30 mm), Clear, with Standard Cover	55.00	1
130821	Push Button Lockout Device (30 mm), Red, with Standard Cover	55.00	1

#### Package without cover


Order Reference	Description	Quantity
130822	16 mm Push Button/E-Stop Lockout Bases, 5 Pk	5
130823	22 mm Push Button/E-Stop Lockout Bases 5 Pk	5
130824	30 mm Push Button/E-Stop Lockout Bases 5 Pk	5

Supplied with 5 clear labels, 5 red labels and 5 yellow labels

### Push button lockouts

Guard against unauthorised operation or accidental activation.

- Two sizes to accommodate standard NEMA 30.5 mm and IEC 22.5 mm buttons
- Emergency stop safety covers for permanent installation over push/pull or twist-release emergency stops - made from durable metal bar locks button in the depressed (off) position when lock shackle is inserted
- Push button safety covers to completely cover buttons and prevent access.



Emergency Stop Safety Cover for 22.50 mm button - IEC



Emergency Stop Safety Cover for 30.50 mm button - NEMA



Push Button Safety Cover - IEC



Push Button Safety Cover - NEMA

Order Reference	Description	Height (mm)	Depth (mm)	Button Type	Button Size	Quantity
104601	Emergency Stop Safety Cover for 22.50 mm button - IEC	20.19	41.90	IEC	22.50	1
104600	Emergency Stop Safety Cover for 30.50 mm button - NEMA	33.80	41.90	NEMA	30.50	1
104603	Push Button Safety Cover - IEC	58.40	34.10	IEC	-	1
104602	Push Button Safety Cover - NEMA	49.02	-	NEMA	-	1



▶ Push button covers are warnings and tools to support lockout procedures but need to be part of a full lockout procedure to make sure no energy can be accidentally released during operations.

## Wall switch lockouts

Wall switch lockouts may be used with most wall-mounted switches.

- Easy to install using existing screws
- Locks switch in "on" or "off" position
- High visibility colour
- Service temperature from -20 °C to 80 °C
- 1 padlock can be applied

Order Reference	Description	Material	Text/Legend	Colour	Max. Switch Width (mm)	Quantity
065392	Wall Switch Lockout	Polypropylene	LOCKED ON / LOCKED OFF	Red	14.50	1

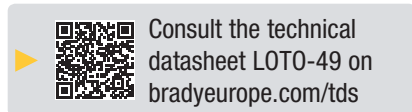


## Fuse blockout devices

Comply with OSHA's Lockout/Tagout Standard by using High visibility red devices in conjunction with Brady Lockout Tags.

- Block out 6.0 mm to 17.5 mm and blade type fuses

Order Reference	Description	Notes / Details	Colour	Quantity
065690	Fuse Blockout Devices	6.35 mm, 7.14 mm, 10.32mm, 14.29 mm fuses.	Red	6
065691	Fuse blockout devices	20.64 mm, 26.99 mm and blade type fuses.	Red	6



## AC sensors

AC sensor was selected by OSHA Electrical Technical Equipment Committee as the only instrument of its type for use by OSHA compliance officers to identify and cite electrical hazards of 50-1000 Volts.

- Simple to use and light-weight
- 2 AAA 1.5 V batteries are included
- CAT IV rated and UL Listed
- Not compliant in EU

Order Reference	Description	Colour	Quantity
065269	AC Sensor	White on Red	1



## BatteryBlock power connector lockout

Easy to use and applicable on a wide range of industrial vehicles, the BatteryBlock Power Connector Lockout is a great addition to your maintenance safety tool kit.

- The BatteryBlock Power Connector Lockout can be used to neutralise the energy flow of all vehicles powered by a battery with 175A to 350A connectors
- The device can effectively neutralise most forklifts, stackers, scissor lifts, pallet jacks and powered carts
- The lockout device has been designed as one piece to limit the loss of parts and further increase its usability.



Order Reference	Description	Depth (mm)	Height (mm)	Width (mm)	Max. Shackle Diameter (mm)	Max number of padlocks applied	Additional Information	Quantity
150841	BatteryBlock Power Connector Lockout	63.50	66.62	79.00	7.87	2	For use with 175A to 350A Plug Voltage	1




# Confined space safety covers







## Confined space safety covers

Go beyond the basics with visual and lockable Confined Space Safety Covers to keep yourself covered and your crew safe. With this complete line of safety covers, you get coverage for most common confined space entrances.

- Provide a physical barrier and identification of confined spaces instead of signs and tapes that can be missed or ignored
- Restrict personnel access and prevent litter, debris and animals from getting in areas they shouldn't
- Get a complete offering that includes lockable options for added safety and vented options for areas with noxious gasses

	Order Reference	Text/Legend	Diameter (mm)	Attachment Type
<b>Solid Lockable Covers</b>				
	151045	Confined space. Enter by permit only.	1066.80	Adjustable Strap
	151046	Permit required. No unauthorized entry.	1066.80	Adjustable Strap
	151047	Confined space. Enter by permit only.	1168.40	Adjustable Strap
	151048	Permit required. No unauthorized entry.	1168.40	Adjustable Strap
	151049	Confined space. Enter by permit only.	1320.80	Adjustable Strap
	151050	Permit required. No unauthorized entry.	1320.80	Adjustable Strap
	151051	Confined space. Enter by permit only.	1447.80	Adjustable Strap
	151052	Permit required. No unauthorized entry.	1447.80	Adjustable Strap
<b>Ventilated Lockable Covers</b>				
	151053	Confined space. Enter by permit only.	1066.80	Adjustable Strap
	151054	Permit required. No unauthorized entry.	1066.80	Adjustable Strap
	151055	Confined space. Enter by permit only.	1168.40	Adjustable Strap
	151056	Permit required. No unauthorized entry.	1168.40	Adjustable Strap
	151057	Confined space. Enter by permit only.	1320.80	Adjustable Strap
	151058	Permit required. No unauthorized entry.	1320.80	Adjustable Strap
	151059	Confined space. Enter by permit only.	1447.80	Adjustable Strap
	151060	Permit required. No unauthorized entry.	1447.80	Adjustable Strap
<b>Red Mesh Lockable Covers</b>				
	151079	Confined space. Enter by permit only.	889.00	Adjustable Strap
	151080	Permit required. No unauthorized entry.	889.00	Adjustable Strap
	151081	Confined space. Enter by permit only.	1041.40	Adjustable Strap
	151082	Permit required. No unauthorized entry.	1041.40	Adjustable Strap
	151083	Confined space. Enter by permit only.	1244.60	Adjustable Strap
	151084	Permit required. No unauthorized entry.	1244.60	Adjustable Strap
	151085	Confined space. Enter by permit only.	1473.20	Adjustable Strap
	151086	Permit required. No unauthorized entry.	1473.20	Adjustable Strap
<b>Elastic Non-Lockable Covers</b>				
	151061	Confined space. Enter by permit only.	965.20	Elastic
	151062	Permit required. No unauthorized entry.	965.20	Elastic
	151063	Confined space. Enter by permit only.	1092.20	Elastic
	151064	Permit required. No unauthorized entry.	1092.20	Elastic
	151065	Confined space. Enter by permit only.	1346.20	Elastic
	151066	Permit required. No unauthorized entry.	1346.20	Elastic
	151067	Confined space. Enter by permit only.	1498.60	Elastic
	151068	Permit required. No unauthorized entry.	1498.60	Elastic

	Order Reference	Text/Legend	Diameter (mm)	Attachment Type
<b>Magnetic Non-Lockable Covers</b>				
	151069	Confined space. Enter by permit only.	635.00	Magnetic
	151070	Permit required. No unauthorized entry.	635.00	Magnetic
	151071	Confined space. Enter by permit only.	838.20	Magnetic
	151072	Permit required. No unauthorized entry.	838.20	Magnetic
	151073	Confined space. Enter by permit only.	990.60	Magnetic
	151074	Permit required. No unauthorized entry.	990.60	Magnetic
	151075	Confined space. Enter by permit only.	1143.00	Magnetic
	151076	Permit required. No unauthorized entry.	1143.00	Magnetic
	151077	Confined space. Enter by permit only.	1397.00	Magnetic
	151078	Permit required. No unauthorized entry.	1397.00	Magnetic
<b>Tower Skirt Covers</b>				
	151095	Confined space. Enter by permit only.	609.60 mm W x 609.60 mm H	Adjustable Strap
	151096	Permit required. No unauthorized entry.	609.60 mm W x 609.60 mm H	Adjustable Strap
	151097	Confined space. Enter by permit only.	1016.00 mm W x 1016.00 mm H	Adjustable Strap
	151098	Permit required. No unauthorized entry.	1016.00 mm W x 1016.00 mm H	Adjustable Strap
	151099	Confined space. Enter by permit only.	1219.20 mm W x 1219.20 mm H	Adjustable Strap
	151100	Permit required. No unauthorized entry.	1219.20 mm W x 1219.20 mm H	Adjustable Strap
	151101	Confined space. Enter by permit only.	1270.00 mm W x 1270.00 mm H	Adjustable Strap
	151102	Permit required. No unauthorized entry.	1270.00 mm W x 1270.00 mm H	Adjustable Strap
<b>Tower Skirt Lockable Covers Set</b>				
	151087	Confined space. Enter by permit only.	609.60 mm H	Adjustable Strap
	151088	Permit required. No unauthorized entry.	609.60 mm H	Adjustable Strap
	151089	Confined space. Enter by permit only.	1016.00 mm H	Adjustable Strap
	151090	Permit required. No unauthorized entry.	1016.00 mm H	Adjustable Strap
	151091	Confined space. Enter by permit only.	1219.20 mm H	Adjustable Strap
	151092	Permit required. No unauthorized entry.	1219.20 mm H	Adjustable Strap
	151093	Confined space. Enter by permit only.	1270.00 mm H	Adjustable Strap
	151094	Permit required. No unauthorized entry.	1270.00 mm H	Adjustable Strap
<b>Ratchet Strap Lockable Set</b>				
	151103	-	50.80 mm W x 7.92 m L	Adjustable Strap
	151104	-	50.80 mm W x 15.24 m L	Adjustable Strap
	151105	-	50.80 mm W x 19.81 m L	Adjustable Strap
	151106	-	50.80 mm W x 24.38 m L	Adjustable Strap



# Hasps, kits, bags, stations, tags, labels and printers

## Hasps

- 68 Safety lockout
- 68 Stainless steel scissor action hasp
- 68 Stubby lockout
- 68 Economy lockout
- 69 Nylon lockout hasp
- 69 Dual safety hasps
- 69 Non-conductive lockout hasp
- 70 Labelled safety lockout hasp
- 70 Labelled group lockout hasps
- 70 Blank safety lockout hasp
- 70 Heavy duty steel lockout

## Lockout kits

- 71 Ultimate lockout kit
- 72 Electrical lockout kit
- 72 Electrician lockout kit
- 73 Valve and electrical lockout kit
- 73 Valve lockout kit
- 74 Small adjustable lockout kit
- 74 Lockout intro kit
- 74 Gate valve lockout kit
- 75 Wind Energy Lockout Kits
- 76 Mini lockout starter kit
- 76 Personal padlock kit
- 77 Lockout visit bag

## Lockout pouches & bags

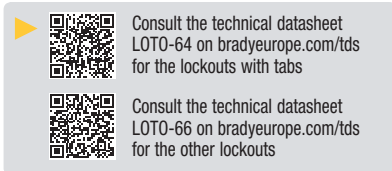
- 77 Lockout satchel
- 78 Personal belt pouch
- 78 Lockout belt pouch
- 78 Large lockout pouch
- 78 Lockout duffel bag
- 78 Lockout tool boxes

## Lockout stations & boards

- 79 Industrial strength lockout station
- 79 Lock boards
- 79 Adjustable lockout stations
- 80 Lockout tagout shadow boards

## Tagout

- 81 Warning tags
- 82 Brady safety tags
- 82 Mini tags
- 82 Brady custom tags
- 83 Process tags
- 85 Photo tags
- 85 Machine related risk warning tags
- 85 RipTag™ safety tag roll
- 85 Re-writable lockout tags
- 86 Two-part perforated tags
- 86 Mini tags
- 86 Laminat™ tags
- 86 Blank utility tags
- 87 Tag holder
- 87 Safety tag station
- 87 Magnetic signs
- 87 Brady inspection timer
- 87 Coloured nylon ties
- 88 Energy source labels & tags
- 89 Sign and label printers



## Safety lockout

Allow six workers to lock out a single energy source!

- Vinyl Coated High Tensile Steel
- Steel
- 6 padlocks can be applied
- Padlock holes diameter: 11 mm
- Hook edge dimensions: 2 mm x 6 mm



Order Reference	Colour	Shackle Width (mm)	Max. Shackle Diameter (mm)	Min. Shackle Clearance (mm)	Additional Information	Quantity
805840	Red	25.00	12.70	20.00	-	12
805842	Yellow	25.00	11.94	20.00	-	12
805841	Red	38.00	12.70	20.00	-	12
T220	Yellow	38.00	12.70	20.00	-	12
105718	Red	25.00	8.51	20.00	Tamperproof interlocking tabs to prevent unauthorised opening.	1
105719	Red	38.00	8.51	20.00	Tamperproof interlocking tabs to prevent unauthorised opening.	1



## Stainless steel scissor action hasp

Designed to provide a maximum tamperproof locking facility

- Made from marine grade (316) stainless steel scissor hasps with a 28 mm diam jaw
- Small shackle size for 4 mm hasp holes
- 6 padlocks can be applied

Order Reference	Colour	Max. Shackle Diameter (mm)	Additional Information	Quantity
852440	Silver	10.00	28.00 mm jaw diameter	1



## Stubby lockout

Lock out small switch boxes to large control units and levers with one device - no need for separate hasps of different sizes!

- Two-in-one hasp sizes: 31.75 x 44.45 and 19 mm diameter
- To be used when lockout conditions vary in size
- 6 padlocks can be applied

Order Reference	Colour	Max. Shackle Diameter (mm)	Min. Shackle Clearance (mm)	Quantity
236919	Red	10.00	20.00	1



## Economy lockout

- Use on fuse or switch boxes
- Made from sturdy steel
- Hasp shackle diameter: 25.4 mm
- 6 padlocks can be applied

Order Reference	Colour	Max. Shackle Diameter (mm)	Min. Shackle Clearance (mm)	Quantity
236920	Red	10.00	20.00	1

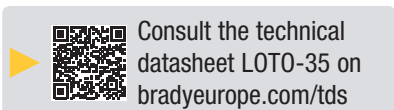
## Nylon lockout hasp

Locks out any piece of equipment safely and effectively.

- Non-conductive nylon hasps accommodates up to 6 locks
- Withstands up to 450 kg, yet weighs only 30 g
- Lockout Shackle fits in holes with a minimum diameter of 7 mm

Order Reference	Colour	Max. Shackle Diameter (mm)	Min. Shackle Clearance (mm)	Quantity
236916*	Orange	9.00	20.00	1

\*This product meets the ATEX Equipment Directive.



Consult the technical datasheet LOTO-35 on [bradyeurope.com/tds](http://bradyeurope.com/tds)



## Dual safety hasps

This lockout device enables a supervisory padlock (6 holes) or two supervisory padlocks (12 holes) to remain safely locked in place, ensuring that the machine remains isolated.

- Foolproof access to the hasp entry and a tamperproof locking facility add another degree of safety
- Made from marine grade stainless steel (316)
- The lockout device has a 5.00 mm shackle that will fit most electrical & switch gear cabinets and distribution boards
- Available in 6 holes x 1 supervisory, or 12 holes x 2 supervisory configurations

Order Reference	Description	Colour	Shackle Width (mm)	Quantity
873384	Dual Level 12 Hole Safety Lockout	Red	35.00	1
852439	Dual Level 6 Hole Safety Lockout	Red	35.00	1




## Non-conductive lockout hasp

Offers high flexibility, resistance to cracking and most chemicals and has excellent electrical insulating characteristics!

- Made of strong, rigid red plastic resin
- Performs at low temperatures, excellent heat resistance
- Lockout Shackle fits in holes with a minimum diameter of 10 mm

Order Reference	Description	Colour	Shackle Diameter (mm)	Max. Shackle Diameter (mm)	Min. Shackle Clearance (mm)	Quantity
045582	Non-Conductive Lockout Hasp	Red	6.10	38.10	20.00	1



## Labelled safety lockout hasp

Combination of lockout and tagout - one device for multi-task performance!

- A single employee can lock out and service equipment, and up to 5 additional employees can apply their locks and tags
- Tough 5052 anodised aluminium alloy
- Use pens, pencils and permanent markers
- Text from pens and pencils can be erased



Order Reference	Text/Legend	Colour	Max. Shackle Diameter (mm)	Min. Shackle Clearance (mm)	Height (mm)	Width (mm)	Depth (mm)	Quantity
265390	DO NOT OPERATE	Red	8.00	20.00	184.10	76.20	4.70	5
265391	NICHT SCHALTEN	Red	8.00	20.00	184.10	76.20	4.70	5
265392	NIET BEDIENEN	Red	8.00	20.00	184.10	76.20	4.70	5
265393	NE PAS FAIRE FONCTIONNER	Red	8.00	20.00	184.10	76.20	4.70	5
811106	NO PONER EN FUNCIONAMIENTO	Red	8.00	20.00	184.10	76.20	4.70	5

## Labelled group lockout hasps

Make sure your workers are safe by supplying labelled lockout hasps for all of their group lockout procedures.



- Constructed from tough 5052 anodised aluminium alloy
- Includes tamperproof locking tabs
- Write-on label surface accepts pencils, pen or marker
- Pen and pencil markings can be easily erased, allowing repeated use
- Combination pack contains 1 of each colour
- Legend on the front side: DANGER DO NOT OPERATE
- Lock holes 8 mm
- 6 padlocks can be applied

Order Reference	Colour	Height (mm)	Width (mm)	Depth (mm)	Quantity
DANGER This energy source has been LOCKED OUT.					
065960	Red	190.80	76.30	3.99	5
065961	Silver	190.80	76.30	3.99	5
065962	Blue	190.80	76.30	3.99	5
065963	Green	190.80	76.30	3.99	5
065964	Gold	190.80	76.20	3.99	5
065967	Multiple Colours	190.80	76.00	3.99	5

Order Reference	Colour	Height (mm)	Width (mm)	Depth (mm)	Quantity
DANGER Only the individual(s) who have signed below may remove this lock/tag.					
065970	Red	190.80	76.00	3.99	5
065971	Silver	190.80	76.00	3.99	5
065972	Blue	190.80	76.00	3.99	5
065973	Green	190.80	76.00	3.99	5
065974	Gold	190.80	76.00	3.99	5
065975	Multiple Colours	190.80	76.00	3.99	5




## Blank safety lockout hasp

- Made from aluminium
- Available in several colours
- 6 padlocks can be applied

Remember you can easily customise blank hasps with Brady labels.

Order Reference	Colour	Max. Shackle Diameter (mm)	Min. Shackle Clearance (mm)	Height (mm)	Width (mm)	Depth (mm)	Quantity
225196	Silver	8.00	20.00	184.10	76.20	4.70	5
225198	Green	8.00	20.00	184.10	76.20	4.70	5
QB0072B	Red	8.00	20.00	184.10	76.20	4.70	5

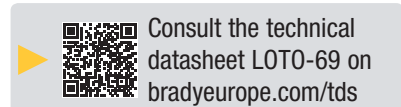


## Heavy duty steel lockout

Tamper-proof design which prevents vandalism

- Solid U-shape steel bolt cannot be pried apart once locks are in place
- Holds up to 3 locks
- Inside diameter of U-shape bolt is 25.4 mm

Order Reference	Description	Max. Shackle Diameter (mm)	Min. Shackle Clearance (mm)	Quantity
230000	Heavy Duty Steel Hasp + 150 mm chain	9.00	20.00	1
236918	Heavy Duty Steel Hasp	9.00	20.00	1



Consult the technical datasheet LOTO-69 on [bradyeurope.com/tds](http://bradyeurope.com/tds)

▶ Brady offers a range of well-equipped lockout tagout kits. The kits are designed to help workers to establish an effective and safe lockout program and to help them comply with company lockout procedures and health and safety regulations. The range consists of several different lockout tagout kits, where each kit has been designed with a different need in mind.

**Remember - an effective lockout procedure saves time, saves money and saves lives!**

## Ultimate lockout kit

This is our most extensive lockout/tagout kit and includes everything a larger company might need for their lockout/tagout program as well as training material.



Order Reference	Description	Quantity
806178	Ultimate Lockout Kit	1

### Content

Order Reference	Description	Quantity/Kit
833918	Lockout / Tagout – Global Best Practice Training Movie. Reduce work accidents!	1
050899	Large Universal Valve Lockout Base Clamping Unit	1
065403	Large Blocking Arm	1
051395	Cable attachment with 2.44 metre sheathed cable. Cable diameter 3.25 mm	1
064057	Adjustable Gate Valve Lockout	1
050943	All Purpose Cable Lockout with Vinyl Coated Metal Cable - 2.44 m	1
065675	Lockout Devices for Plug Connections - Large	1
800110	Pinzing Ball Valve Lockout	1
046139	Cylinder Tank Lockout	1
045629	Gas Cylinder Lockout	1
050940	Mini Cable Lockout with steel cable	1
065396	No Hole Circuit Breaker Lockout - 277 Volt Device	1
065397	No Hole Circuit Breaker Lockout - 480-600 Volts Device	1
090891	480-600V Breaker Lockout Kit*	1
805853	Miniature Breaker Lockout Demo Kit	1
805814	Economy Multi-Pole Breaker Lockout	1
236916	Nylon Lockout Hasp	1

Order Reference	Description	Quantity/Kit
051339	Safety Padlocks - Standard	6
805840	Safety Lockout	12
099162	Lockout Duffel Bag	1
256565	Tag: "DO NOT OPERATE - Maintenance Department This Lock/Tag may only be removed by:" 75 x 160 mm	10
050979	Large Lockout Pouch	1
051172	Lockout Belt Pouch	1
087052	Permanent Marker - Fine	1



**Interested in custom kits tailored to your needs? Contact your Brady distributor or our customer service.**

# Lockout kits

## Electrical lockout kit

Our electrical lockout kit gives you all the basics to lock out breakers, electrical plugs, wall switches and fuses.



Order Reference	Description	Quantity
805909	Electrical Lockout Kit	1

### Content

Order Reference	Description	Quantity/Kit
066321	Universal Multi-Pole Breaker Lockout	1
065396	No Hole Circuit Breaker Lockout - 277 Volt Device	1
065404	Extra Cleats for 120/277V Lockout	6
065397	No Hole Circuit Breaker Lockout - 480-600 Volts Device	1
065406	Extra Cleats for 480/600V Lockout	6
149433	Miniature Circuit Breaker - Pin-out Wide (ABB-MS325)	1
149514	Universal Mini Circuit Breaker Lockout	1
805853	Miniature Breaker Lockout Demo Kit	1
051339	Safety Padlocks - Standard	2
236916	Nylon Lockout Hasp	1
045582	Non-Conductive Lockout Hasp	1
050979	Large Lockout Pouch	1
256566	Tag: "DO NOT OPERATE Electrician At Work - This Lock/Tag may only be removed by:" 75 x 160 mm	10
087052	Permanent Marker - Fine	1

## Electrician lockout kit

Most popular circuit breaker lockout devices allowing to lock a wide range of circuit breakers



- The basic kit can be combined with any padlock sets, already available or to be ordered (allowing any key chart)
- The kit also exists with 2 red full nylon padlocks, ideal for electrical applications and to be used with these lockout devices
- As best practice, it's always advised to place a tag when a lockout device is placed to inform other workers. New Mini tags have been developed for this application. (dimensions: 100 x 25 mm, 50 tags / pack)
- Mini tags available in 9 languages

### Electrician Lockout Kit (196217) includes:

- 1 x 090847 - Miniature Circuit Breaker Lockout Pin-In-Standard (PIS),
- 1 x 090844 - Miniature Circuit Breaker Lockout Pin-Out-Standard (POS),
- 1 x 090850 - Miniature Circuit Breaker Lockout Pin-Out-Wide (POW),
- 1 x 090853 - Miniature Circuit Breaker Lockout Tie Bar (TBLO),
- 1 x 149433 - Miniature Circuit Breaker - Pin-out Wide (ABB-MS325),
- 1 x 149514 - Universal Mini Circuit Breaker Lockout,
- 1 x 065396 - No Hole Circuit Breaker 277V,
- 1 x 065397 - No Hole Circuit Breaker 480-600V,
- 1 x 800112 - Cable Lockout Device,
- 1 x 236916 - Nylon Lockout Hasp,
- 1 x 050979 Large Lockout Pouch,
- 1 x 087052 - Pen

Order Reference	Description
<b>Base kit</b>	
196217	Electrician Lock Out Kit
<b>Kit with padlocks</b>	
196227	Electrician Lockout Kit + Padlocks
<b>Kit with tags</b>	
196221	Electrician Lockout Kit + Tag DE
196218	Electrician Lockout Kit + Tag EN
196224	Electrician Lockout Kit + Tag ES
196219	Electrician Lockout Kit + Tag FR
196223	Electrician Lockout Kit + Tag HU
196222	Electrician Lockout Kit + Tag IT
196220	Electrician Lockout Kit + Tag NL
196225	Electrician Lockout Kit + Tag RO
196226	Electrician Lockout Kit + Tag TK
<b>Kit with locks and tags</b>	
196231	Electrician Lockout Kit + Padlocks & Tag DE
196228	Electrician Lockout Kit + Padlocks & Tag EN
196234	Electrician Lockout Kit + Padlocks & Tag ES
196229	Electrician Lockout Kit + Padlocks & Tag FR
196233	Electrician Lockout Kit + Padlocks & Tag HU
196232	Electrician Lockout Kit + Padlocks & Tag IT
196230	Electrician Lockout Kit + Padlocks & Tag NL
196235	Electrician Lockout Kit + Padlocks & Tag RO
196236	Electrician Lockout Kit + Padlocks & Tag TK

## Valve and electrical lockout kit

Our combination lockout kit gives you everything you need to lock out the most common mechanical and electrical control points.

Order Reference	Description	Quantity
806174	Valve and Electrical Lockout Kit	1

### Content

Order Reference	Description	Quantity/Kit
050899	Large Universal Valve Lockout Base Clamping Unit	1
065403	Large Blocking Arm	1
051395	Cable attachment with 2.44 metre sheathed cable. Cable diameter 3.25 mm	1
064057	Adjustable Gate Valve Lockout	1
050943	All Purpose Cable Lockout with Vinyl Coated Metal Cable - 2.44 m	1
065675	Lockout Devices for Plug Connections - Large	1
065396	No Hole Circuit Breaker Lockout - 277 Volt Device	1
065397	No Hole Circuit Breaker Lockout - 480-600 Volts Device	1
090891	480-600V Breaker Lockout Kit	1
805853	Miniature Breaker Lockout Demo Kit	1
236916	Nylon Lockout Hasp	1
051339	Safety Padlocks - Standard	6
805840	Safety Lockout	12
099162	Lockout Duffel Bag	1
256565	Tag: "DO NOT OPERATE - Maintenance Department This Lock/Tag may only be removed by:" 75 x 160 mm	10
087052	Permanent Marker - Fine	1



## Valve lockout kit

Order Reference	Description	Quantity
806175	Valve Lockout Kit	1

### Content

Order Reference	Description	Quantity/Kit
050899	Large Universal Valve Lockout Base Clamping Unit	1
065403	Large Blocking Arm	1
051395	Cable attachment with 2.44 metre sheathed cable. Cable diameter 3.25 mm	1
064057	Adjustable Gate Valve Lockout	1
050943	All Purpose Cable Lockout with Vinyl Coated Metal Cable - 2.44 m	1
051339	Safety Padlocks - Standard	6
805840	Safety Lockout	12
256565	Tag: "DO NOT OPERATE - Maintenance Department This Lock/Tag may only be removed by:" 75 x 160 mm	10
806200	Lockout Satchel	1
087052	Permanent Marker - Fine	1



## Lockout kits



### Small adjustable lockout kit

Our valve lockout kit gives you everything you need to lock out gate, ball, butterfly and other valves

Order Reference	Description	Quantity
806176	Small Adjustable Lockout Kit	1

#### Content

Order Reference	Description	Quantity/Kit
064057	Adjustable Gate Valve Lockout	1
050943	All Purpose Cable Lockout with Vinyl Coated Metal Cable - 2.44 m	1
051339	Safety Padlocks - Standard	2
805840	Safety Lockout	2
050924	Small Universal Valve Lockout Base Clamping Unit	1
065402	Small Blocking Arm	1
256565	Tag: "DO NOT OPERATE - Maintenance Department This Lock/Tag may only be removed by:" 75 x 160 mm	10
050979	Large Lockout Pouch	1
087052	Permanent Marker - Fine	1



### Lockout intro kit

Our Lockout Intro kit gives you everything you need to get started in locking out most common mechanical risks.

Order Reference	Description	Quantity
805877	Lockout Intro Kit	1

#### Content

Order Reference	Description	Quantity/Kit
050924	Small Universal Valve Lockout Base Clamping Unit	1
065402	Small Blocking Arm	1
051395	Cable attachment with 2.44 metre sheathed cable. Cable diameter 3.25 mm	1
050943	All Purpose Cable Lockout with Vinyl Coated Metal Cable - 2.44 m	1
051339	Safety Padlocks - Standard	2
050979	Large Lockout Pouch	1
262950	Tag: "This Lock/Tag may only be removed by:" 75 x 160 mm	10
087052	Permanent Marker - Fine	1



### Gate valve lockout kit

Our gate valve lockout satchel kit includes five sizes of gate valve lockouts in a handy red satchel with a shoulder strap

Order Reference	Description	Quantity
806177	Gate Valve Lockout Kit	1

#### Content

Order Reference	Description	Quantity/Kit
065560	25-64 mm red Gate Valve Lockout	1
065561	64-127 mm red Gate Valve Lockout	1
065562	127-165 mm red Gate Valve Lockout	1
065563	165-254 mm red Gate Valve Lockout	1
065564	254-330 mm red Gate Valve Lockout	1
051339	Safety Padlocks - Standard	6
256565	Tag: "DO NOT OPERATE - Maintenance Department This Lock/Tag may only be removed by:" 75 x 160 mm	10
806200	Lockout Satchel	1
087052	Permanent Marker - Fine	1

## Wind Energy Lockout Kits

Wind energy Lockout/Tagout kits provide critical tools for safer maintenance operations in wind energy applications.

### Wind Energy Lockout Kit - Large

Order Reference	Description	Quantity
310171	Wind Energy Lockout Kit - Large	1

#### Content

Order Reference	Description	Quantity/Kit
150207	SafeKey Padlocks - Compact	6
150311	SafeKey Padlocks - Nylon	6
090844	Miniature Circuit Breaker Lockouts - Pin-Out Standard	2
090850	Miniature Circuit Breaker Lockouts - Pin-Out Wide	2
149433	Miniature Circuit Breaker - Pin-out Wide (ABB-MS325)	3
065397	No Hole Circuit Breaker Lockout - 480-600 Volts Device	5
149514	Universal Mini Circuit Breaker Lockout	3
065674	Lockout Devices for Plug Connections - Small	2
050943	All Purpose Cable Lockout with Vinyl Coated Metal Cable - 2.44 m	1
236916	Nylon Lockout Hasp	2
805840	Safety Lockout	4
196343	Nylon Wire & Cable Ties	100
307665	Tag: "DO NOT OPERATE This Lock/Tag may only be removed by"	5
806200	Lockout Satchel	1



### Wind Energy Lockout Kit - Small

Order Reference	Description	Quantity
310172	Wind Energy Lockout Kit - Small	1

#### Content

Order Reference	Description	Quantity/Kit
150207	SafeKey Padlocks - Compact	6
150311	SafeKey Padlocks - Nylon	6
149433	Miniature Circuit Breaker - Pin-out Wide (ABB-MS325)	3
149514	Universal Mini Circuit Breaker Lockout	3
050943	All Purpose Cable Lockout with Vinyl Coated Metal Cable - 2.44 m	1
196343	Nylon Wire & Cable Ties	100
307665	Tag: "DO NOT OPERATE This Lock/Tag may only be removed by"	10
050979	Large Lockout Pouch	1



## Lockout kits



### Safety lock & tag carrier kits

The Safety Lock & Tag Carrier is designed to hold up to 12 safety padlocks and keys, as well as lockout hasps and procedure tags.


#### Kits include:

- Red carrier (with two small and one large carabineer, coiled key strap for holding, product labels (English, Spanish and French) and three lockout procedure tags (English only))
- Two safety hasps
- Twelve padlocks with different keyed options available:
  - Six red keyed alike and six yellow keyed alike locks
  - Three keyed alike locks of each colour: red, yellow, blue, green
  - Twelve red keyed different locks

Order Reference	Description	Width (mm)	Height (mm)	Quantity
148867	Safety Lock and Tag Carrier With 12 Keyed Different Safety Padlocks	190.50	133.35	1 Kit
148864	Safety Lock and Tag Carrier With 2 Sets of 6 Keyed Alike Safety Padlocks	190.50	133.35	1 Kit
148869	Safety Lock and Tag Carrier With 4 Sets of 3 Keyed Alike Safety Padlocks	190.50	133.35	1 Kit

### Gate valve lockout set

All sizes in one set to have a device for gate valves from 25 mm to 330 mm



Order Reference	Description	Colour	Quantity
196213	Gate Valve Lockout Set - Blue	Blue	5
196215	Gate Valve Lockout Set - Green	Green	5
196212	Gate Valve Lockout Set - Red	Red	5
196216	Gate Valve Lockout Set - Transparent	Transparent	5
196214	Gate Valve Lockout Set - Yellow	Yellow	5

### Mini lockout starter kit

An economical kit which will allow you to lockout a variety of equipment.



Order Reference	Description	Quantity
805856	Mini Lockout Starter Kit	1

#### Content

Order Reference	Description	Quantity/Kit
805840	Safety Lockout - 25 mm - red	1
805842	Safety Lockout - 25 mm - yellow	1
805841	Safety Lockout - 38 mm - red	1
805843	Safety Lockout - 38 mm - yellow	1
051339	Safety Padlocks - 38 mm - one of each colour	6
236916	Nylon Lockout Hasp	1

### Personal padlock kit

Convenient way to carry padlocks (2 in kit), hasps and keys.

- The pouch has a clear plastic face to display identification
- The heavy duty retractable key holder features a Kevlar cord with split ring attachment, and is extendable to 1200 mm
- Key holder can be attached to the pouch or can be used on its own!



Order Reference	Description	Quantity
873872	Personal Padlock Kit	1

#### Content

Order Reference	Description	Quantity/Kit
873871	Personal belt pouch (pouch only)	1
874074	Heavy duty retractable Key holder	1
805840	Safety Hasp - 25 mm - red	1
051339	Safety Padlocks - 38 mm - red	2

## Lockout visit bag

The lockout/tagout visit bag has several pockets to store and smoothly retrieve any lockout/tagout product.

- Some of the bigger pockets are excellent storage compartments for the larger gate valve lockout device, the universal lockout device and similar size products.
- A small, complimentary bag to store accessories and small devices accompanies the lockout/tagout Visit Bag. All padlocks & keys, hasps or circuit breakers go into the small bag. Once you open it, you'll immediately have a clear overview of its contents.
- The small bag fits perfectly in one of the big bag's pockets and can be used as a standalone or in combination with the lockout/tagout Visit Bag.



Order Reference	Description	Height (mm)	Width (mm)	Depth (mm)	Quantity
830931	LOTO Visit Bag - Large Bag Empty	330.00	450.00	200.00	1
830932	LOTO Visit Bag - Large Bag Filled	330.00	450.00	200.00	1
830933	LOTO Visit Bag - Small Bag Empty	320.00	420.00	45.00	1
830934	LOTO Visit Bag - Small Bag Filled	320.00	420.00	45.00	1
830935	LOTO Visit Bag - Complete Filled Bag	330.00	450.00	200.00	1

\*Complete Filled Bag = Large Bag Filled + Small Bag Filled

**Note that the filled bags contain 1 unit of each reference mentioned below. Replacements can only be acquired by ordering standard product packages. The references indicated in this document are the standard references from the pricelist.**



### Content Big Bag

Order Reference	Description
050943	All Purpose Cable Lockout with Vinyl Coated Metal Cable - 2.44 m
065562	Brady Gate Valve Lockouts
051395	Cable attachment with 2.44 metre sheathed cable. Cable diameter 3.25 mm
065403	Large Blocking Arm
050899	Large Universal Valve Lockout Base Clamping Unit
050940	Mini Cable Lockout with steel cable
225340	Non-conductive Ball Valve Lockout
225206	Operating Tool
800110	Prinzing Ball Valve Lockout
225203	Pro-Lock + Cable - 1.5 m

### Content Small Bag

Order Reference	Description
090891	480-600V Breaker Lockout Kit*
814073	Aluminium padlocks - Aluminium Shackle
241719	Brady Safety Tags
051354	Brass Padlocks
065404	Extra Cleats for 120/277V Lockout
814097	Laminated Steel Padlocks - Key retaining
090847	Miniature Circuit Breaker Lockouts - Pin-In Standard
090844	Miniature Circuit Breaker Lockouts - Pin-Out Standard
090850	Miniature Circuit Breaker Lockouts - Pin-Out Wide
090853	Miniature Circuit Breaker Lockouts - Tie-Bar
149433	Miniature Circuit Breaker - Pin-out Wide (ABB-MS325)
065396	No Hole Circuit Breaker Lockout - 277 Volt Device
236916	Nylon Lockout Hasp
065329	Oversized 480-600 Breaker Lockout Device
805840	Safety Lockout
814116	Safety Padlocks - Compact
814126	Safety Padlocks - Compact
814136	Safety Padlocks - Compact
814146	Safety Padlocks - Compact
813594	Safety Padlocks - Nylon Shackle
051339	Safety Padlocks - Standard
236919	Stubby Lockout Hasp
265549	Tagout: Warning Tags
149514	Universal Mini Circuit Breaker Lockout
066321	Universal Multi-Pole Breaker Lockout



## Lockout satchel

- Made of 1000 denier red cordura nylon with a 95 cm shoulder strap (supplied empty)
- Includes latchable front pocket and two side mesh holders

Order Reference	Description	Height (mm)	Width (mm)	Depth (mm)	Quantity
806200	Lockout Satchel	355.00	380.00	100.00	1

# Lockout pouches, bags & tool boxes

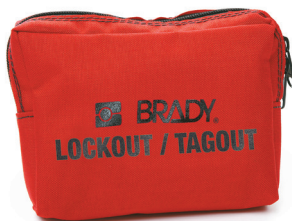


## Personal belt pouch

A convenient way to carry padlocks, hasps and keys in a handy pouch. This is an empty pouch, allowing you to fill with content of your choice.

- The pouch has a clear plastic face to display identification

Order Reference	Description	Quantity
873871	Personal belt pouch (pouch only)	1



## Lockout belt pouch

Simply fill the pouch with the lockout devices you need and have them handy when they are required.

- Made of heavy duty nylon with loops for hanging on a belt

Order Reference	Description	Height (mm)	Width (mm)	Depth (mm)	Quantity
051172	Lockout Belt Pouch	127.00	177.80	50.80	1



## Large lockout pouch

Create your own custom lockout kit and use the pouch to store it neatly.

- Made of nylon with attachment loop on back

Order Reference	Description	Height (mm)	Width (mm)	Depth (mm)	Quantity
050979	Large Lockout Pouch	203.20	177.80	76.20	1



## Lockout duffel bag

- Made of 600 denier polyester with a 95 cm removable shoulder strap and 8 inside pockets (supplied empty)

Order Reference	Description	Height (mm)	Width (mm)	Depth (mm)	Quantity
099162	Lockout Duffel Bag	254.00	41.91 cm	215.90	1



## Lockout tool boxes

- Made of rugged polypropylene with nickel-plated steel clasps (supplied empty)
- Supplied with removeable tray and two handy storage pockets built into the lid

Order Reference	Description	Height (mm)	Width (mm)	Depth (mm)	Quantity
105906	Medium Lockout Toolbox	198.12	411.48	185.42	1
105905	Small Lockout Toolbox	180.34	355.60	139.70	1

## Industrial strength lockout station

- Lockable all metal, yellow powder-coated cabinet (supplied empty)
- Lockout safety tips on inside of door
- Can hold a wide variety of lockout devices
- Can be wall mounted or easily transported

Order Reference	Description	Height (mm)	Width (mm)	Depth (mm)	Quantity
800123	Industrial Strength Lockout Station	406.00	355.00	152.00	1
800129	Industrial Strength Lockout Station - Additional Shelf	-	-	-	1



## Lock boards

Brady's high visibility lock boards make your locks, tags and lockouts easy to find and use. Built for the toughest conditions, these lock boards are made of durable plastic material.

The lock boards are available as boards only. No components are included.

Order Reference	Description	Material	Height (mm)	Width (mm)	Quantity
050989	5-Lock Board	Acrylic	292.10	393.00	1
050990	10-Lock Board	Acrylic	342.90	342.00	1
050991	20-Lock Board	Acrylic	596.90	292.10	1
050992	36-Lock Board	Acrylic	546.10	597.00	1



5-Lock Board



10-Lock Board



20-Lock Board



36-Lock Board

## Adjustable lockout stations

- Constructed of sturdy polystyrene with pre-drilled holes for easy wall mounting
- Pre-drilled pegboard-style holes for hooks
- Hooks can be arranged in a multitude of ways (hooks are included)
- Available from portable to extra large sizes

The lockout stations are available as boards only. No components are included.

Order Reference	Description	Material	Height (mm)	Width (mm)	Depth (mm)	Quantity
050993	Adjustable Lockout Stations - Extra-large Lockout Station	Polystyrene	762.00	635.00	133.35	1
050994	Adjustable Lockout Stations - Large Lockout Station	Polystyrene	660.40	495.00	127.00	1
050997	Adjustable Lockout Stations - Small Lockout Station	Polystyrene	457.20	304.80	101.60	1
811217	Portable Lockout Station	Polypropylene	432.00	432.00	171.00	1



Adjustable Lockout Stations - Extra-large Lockout Station



Adjustable Lockout Stations - Large Lockout Station




Adjustable Lockout Stations - Small Lockout Station



Portable Lockout Station

# Lockout tagout shadow boards



## Improve productivity with durable, visually organised shadow boards

Strengthen your lockout tagout program thanks to a dedicated shadow board. Display your devices, padlocks and documents to make them clearly visible and easy to choose for the users.

Effective visual management and real time communication is vital for safe control of work (CoW) and achieving objectives set by 5S and LEAN)

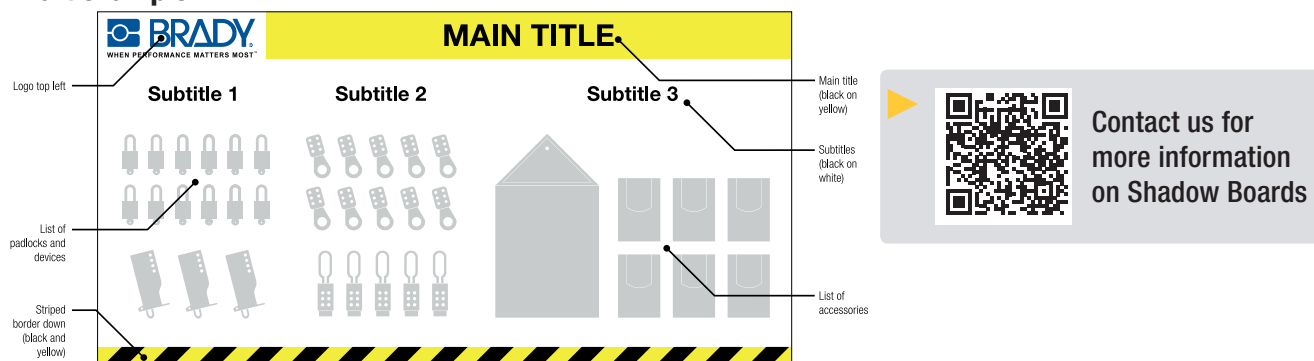
### Features & benefits

- Durable clear plexiglass (Sub-surface graphics) or laminated white foam PVC
- Clean, crisp protected graphics that will not scratch off from frequent tool use
- Perforated to place each necessary fixing
- Customised hole positions
- Fixings optional for mounting flexibility
- Assist control of permit to work

## How to order your LOTO shadow boards

You can create your own shadow board. Draw what you have in mind. Add padlocks, locking devices and accessories. Choose the material, layout, border and corners for your shadow board. Finally, add your own text and logo. As each board is unique, pricing will be on request, based on information provided to give a size estimation of the the board. Please contact your Brady representative to get futher details.

### Draft example



## Accessories

The following accessories are available as standard products.

Order Reference	Description	Quantity	Colour
110594	Dry Erasable Marker Set	4	Black, Blue, Green, Red
122000	Magnetic Marker Holder	1	White
196088	Wall Display Rail - 1180mm	1	Grey
196089	Wall Display Rail - 880mm	1	Grey
196191	Wall Display Rail - 580mm	1	Grey
196192	Wall Display Rail - 310mm	1	Grey
196193	Wall Document Holder 1/3 A4	1	Transparent
196194	Wall Document holder A5	1	Transparent
196195	Wall Document Holder A4 Portrait	1	Transparent
196196	Wall Document Dolder A4 Landscape	1	Transparent
196197	Magnetic Frame A4 Black/Yellow	2	Black on Yellow
196198	Magnetic Frame A4 Red/White	2	Red, White
196200	Magnetic Frame A4 Black	2	Black
196201	Magnetic Frame A4 Grey	2	Grey
196202	Magnetic Frame A4 Red	2	Red
196203	Magnetic Frame A4 Blue	2	Blue
196204	Magnetic Frame A4 Green	2	Green
196205	Magnetic Frame A4 Gold	2	Gold
196206	Magnetic Metallic Adhesive Tape 30mm x 10m	1	Black
833760	A4 Permit Wallets	1	Transparent
833761	A5 Permit Wallets	1	Transparent




Wall Document Holder



Wall Display Rail



Magnetic Marker Holder  
(Magnetic Metallic Adhesive Tape is necessary to place the marker holder)



Magnetic Frame



Magnetic Metallic  
Adhesive Tape



Permit Wallet



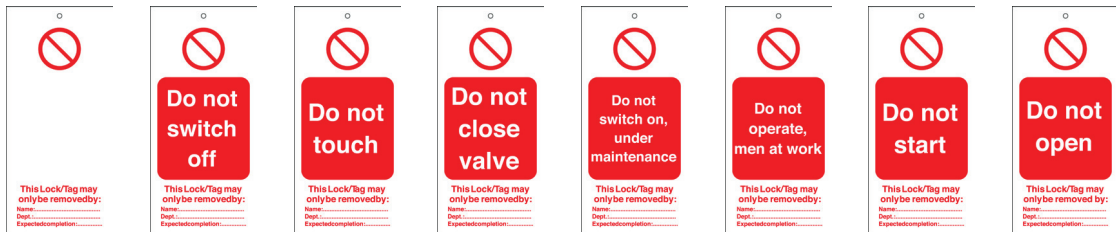
Tagout is the placement of a tag, which indicates that the energy-isolating device and the equipment being controlled **MUST NOT** be operated until the tag has been removed.



## Warning tags

Indicate who is responsible for placing a Lockout device and who is authorised to remove it or make changes to it.

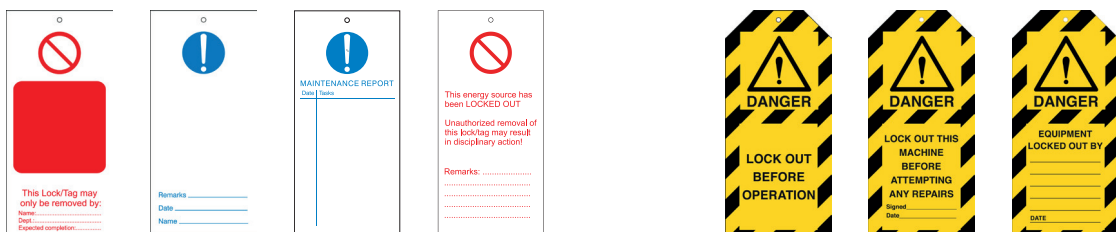
- Flexible polyester, resistant to water, oil and extreme temperatures
- Matt surface, can be written on with a ball point or felt-tip pen
- Hole diameter 7 mm, allows for placement on a padlock shackle
- Packaging: 10 tags with 10 cable ties



Height (mm)	Width (mm)	Order Reference							
110.00	50.00	225400	225401	225402	225403	225404	225405	225406	225408
160.00	75.00	262950	262951	262952	262953	262954	262957	265549	265550



Height (mm)	Width (mm)	Order Reference							
110.00	50.00	225409	225410	225411	225412	225407	225413	225414	225415
160.00	75.00	262962	262964	262965	256564	265548	256565	256566	256567



Height (mm)	Width (mm)	Order Reference			Reverse	Order Reference		
110.00	50.00	225416	225418	225420		225421	225422	225423
160.00	75.00	256571	225417	225419		256572	256573	256575



Do not forget to order a Permanent Marker Pen (087052)

Height (mm)	Width (mm)	Order Reference				Reverse
110.00	50.00	225424	225425	225426	225427	
160.00	75.00	256576	256577	256578	256579	

## Brady safety tags

Provide on-the-spot identification of safety measures!

- Easy application: can be attached in just seconds
- Tags have ties attached and can be applied to just about any part of any machine.  
No need for extra ties!
- The tag is printed on both sides, making sure the vital information is always visible
- Material: Heavy Duty Polyester 0.249 mm mm thickness
- Size of attachment tie: 15 x 140 mm. Label size: 85 x 145 mm
- Packaging: 10 tags



Order Reference	Order Reference	Order Reference	Order Reference	Order Reference
DANGER 241700	DANGER Electric shock risk 241708	CAUTION Biohazard 241713	Do not switch on 241717	FAILED ELECTRICAL SAFETY TEST 241720
CAUTION Out of Order 241701	DANGER Live wire 241710	DANGER Radioactive material 241714	Do not switch on under main- tenance 241718	TESTED FOR ELECTRICAL SAFETY PRSW 422
CAUTION Men working on this equipment 241703	DANGER Contains asbestos 241712	Do not use out of order 241716	Do not touch 241719	
				Reverse

## Mini tags

Order Reference	Legend	Height (mm)	Width (mm)	Quantity
196086	Do not operate	25.00	100.00	50
196087	Warning Electricity	25.00	100.00	50
196237	Défense d'enclencher	25.00	100.00	50
196238	Niet bedienen	25.00	100.00	50
196239	Nicht schalten	25.00	100.00	50
196240	Non utilizzare	25.00	100.00	50
196241	Üzemen kívül	25.00	100.00	50
196242	No operar	25.00	100.00	50
196243	Nu folosiți	25.00	100.00	50
196244	Çalıştırmayın	25.00	100.00	50
196245	Danger Electricité	25.00	100.00	50
196246	Waarschuwing: Gevaarlijke elektrische spanning	25.00	100.00	50
196247	Warnung vor gefährlicher, elektrischer Spannung	25.00	100.00	50

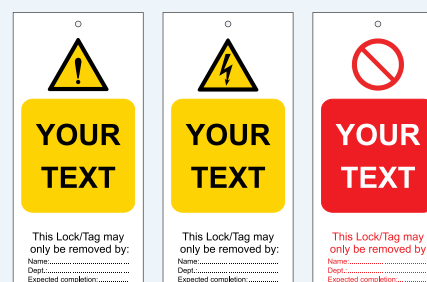


## Brady custom tags

To produce your custom tag(s), Brady requires the following information for each type/design of the tag you need:

1. Select from the 3 basic types of tags: General Warning, Electrical Warning, Prohibition (see sample previews)
2. Select the size (110 x 50 mm or 160 x 75 mm)
3. Indicate quantity of packs (1 pack consists of 10 pcs of tags and 10 pcs of cable ties)
4. Define your text for the box in the central area of the tag

Send your request for quotation containing all information listed above to your Brady representative or distributor



General  
Warning

Electrical  
Warning

Prohibition

## Process tags

Easily communicate work equipment process management and control using highly practical and eye-catching colour-coded tags.

- Visualise management and control of work equipment processes
- Applications include cylinders and tanks, equipment, leaks and contamination, hoses and valves
- Share important safety information where it matters
- Reliable, chemical resistant, and easy to apply with cable ties
- Material: 0.5mm polypropylene.



Customised versions  
available on request

Order Reference	Height (mm)	Width (mm)
GAS CYLINDER, EMPTY, IN USE, FULL		



306718	150.00	80.00
--------	--------	-------

CARBON DIOXIDE CYLINDER, EMPTY, IN USE, FULL
--



306719	150.00	80.00
--------	--------	-------

ACETYLENE CYLINDER, EMPTY, IN USE, FULL
---



306720	150.00	80.00
--------	--------	-------

ARGON CYLINDER, EMPTY, IN USE, FULL
-------------------------------------



306721	150.00	80.00
--------	--------	-------

PROPANE CYLINDER, EMPTY, IN USE, FULL
---------------------------------------



306722	150.00	80.00
--------	--------	-------

OXYGEN CYLINDER, EMPTY, IN USE, FULL
--------------------------------------



306723	150.00	80.00
--------	--------	-------

TANK TAG, EMPTY, IN USE, FULL
-------------------------------



306724	150.00	80.00
--------	--------	-------

OVERHAUL COMPLETED, READY FOR OVERHAUL, AWAITING CUSTOMER APPROVAL, AWAITING INSPECTION
---



306725	150.00	80.00
--------	--------	-------

PASSED INSPECTION
-------------------



306726	150.00	80.00
--------	--------	-------

Order Reference	Height (mm)	Width (mm)
FAILED INSPECTION		



306727	150.00	80.00
--------	--------	-------

HOLD
------



306728	150.00	80.00
--------	--------	-------

QUARANTINE
------------



306729	150.00	80.00
--------	--------	-------

ACCEPTED
----------



306730	150.00	80.00
--------	--------	-------

READY FOR HIRE
----------------



306733	150.00	80.00
--------	--------	-------

DO NOT HIRE
-------------



306734	150.00	80.00
--------	--------	-------

CLIENT OWNED EQUIPMENT
------------------------



306735	150.00	80.00
--------	--------	-------

OFF RENTAL
------------



306736	150.00	80.00
--------	--------	-------

JOINT BROKEN AWARE, JOINT BORKEN AWARE, RETURN TO SUPERVISOR
--



306738	176.00	80.00
--------	--------	-------

Order Reference	Height (mm)	Width (mm)
BREAKING OF EQUIPMENT		



306739	176.00	80.00
--------	--------	-------

WITNESS JOINT
---------------



306740	176.00	80.00
--------	--------	-------

WITNESS JOINT
---------------



306741	176.00	80.00
--------	--------	-------

DISTURBED JOINT, DISTURBED JOINT, LAST TEST
---



306742	200.00	80.00
--------	--------	-------

LEAK AWARE
------------



306743	150.00	80.00
--------	--------	-------

WEEP AWARE
------------



306744	150.00	80.00
--------	--------	-------

FREON LEAK AWARE
------------------



306745	150.00	80.00
--------	--------	-------











APPROVED TEMPORARY EQUIPMENT
------------------------------
















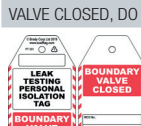


306749	150.00	80.00
--------	--------	-------





>>

## Process tags (continued)

Order Reference	Height (mm)	Width (mm)
TEMPORARY EQUIPMENT TAG, BACKLOAD, REGISTERED, QUARANTINED - DO NOT USE, PRE-SHIPMENT INSPECTION		
306750	245.00	80.00
		
DO NOT REMOVE FROM WORKSITE		
306751	150.00	80.00
		
MOTHBALLLED EQUIPMENT		
306752	150.00	80.00
		
RENTAL EQUIPMENT, RETURN PROMPTLY		
306753	150.00	80.00
		
VENDOR OWNED EQUIPMENT		
306754	150.00	80.00
		
RENTAL EQUIPMENT		
306755	150.00	80.00
		
REPORTED FAULT		
306756	150.00	80.00
		
SHUTDOWN		
306757	150.00	80.00
		
THIS HOSE IS IN USE BY: OPERATIONS		
306758	150.00	80.00
		
THIS HOSE IS IN USE BY: SERVICES/CONSTRUCTION		
306759	150.00	80.00
		

Order Reference	Height (mm)	Width (mm)
306760	260.00	80.00
		
OPEN		
306765	150.00	80.00
		
CLOSED		
306766	150.00	80.00
		
DO NOT OPERATE, DO NOT OPERATE		
306767	150.00	80.00
		
SHUTDOWN ISOLATION		
306768	150.00	80.00
		
LSA CONTAMINATED		
306769	150.00	80.00
		
LSA FREE		
306770	150.00	80.00
		
NORM CONTAMINATED		
306771	150.00	80.00
		
NORM FREE		
306772	150.00	80.00
		
NORM CONTAMINATED		
306773	161.00	80.00
		

Order Reference	Height (mm)	Width (mm)
SPADE		
306737	176.00	80.00
		
LEAD ID		
306746	150.00	80.00
		
LEAK TESTING PERSONAL ISOLATION TAG, SYSTEM VALVE OPEN, DO NOT CLOSE VALVE		
306747	150.00	80.00
		
LEAK TESTING PERSONAL ISOLATION TAG, BOUNDARY VALVE CLOSED, DO NOT CLOSE VALVE		
306748	150.00	80.00
		
EQUIPMENT CHECKED FOR NORM/LSA CONTAMINATION		
306774	150.00	80.00
		
CAUTION DEFECTIVE EQUIPMENT		
306775	150.00	80.00
		

Order Reference	Diameter (mm)
CRITICAL VALVE LOCKED OPEN	
306761	41.00
	
CRITICAL VALVE LOCKED CLOSED	
306762	41.00
	
VALVE LOCKED OPEN	
306763	41.00
	
VALVE LOCKED CLOSED	
306764	41.00
	

## Photo tags

Photo tags can be personalised by writing on special instructions, hazards or warnings and also has an area where a relevant employee photograph can be included which will give a more personal message.

- Constructed of durable B-851 polyester
- Available with or without 1 mil (25,4 µm) polyester laminate on front
- Includes nylon fasteners



Order Reference	Description	Height (mm)	Width (mm)	Quantity
065500	Photo Tags (without laminate)	146.05	76.20	25
065501	Self-laminating Photo Tags	146.05	76.20	10
096222	Self-laminating Photo Tags	177.80	101.60	10

## Machine related risk warning tags

- Pre-printed warning layout and blank reverse
- B-851 Heavy Duty Polyester
- Packaging: 10 tags



Height (mm)	Width (mm)	Order Reference
160.00	75.00	230778 230779 230780 230781



## RipTag™ safety tag roll

With RipTag Safety Tag Roll you get a complete system for tagging hazardous areas in your facility so you can keep employees safe.

- Compliance with OSHA's 50 lb. pull force regulation for lockout tagout
- Easy storage options
- System includes a bulk roll of tags and cable ties for quick attachment.

Order Reference	Legend	Quantity
150501	DO NOT OPERATE This lock/tag may only be removed by: Name _____ Date _____	100
150502	DO NOT OPERATE This lock/tag may only be removed by: Name _____ Date _____	250
150503	DO NOT OPERATE This lock/tag may only be removed by: Name _____ Date _____	100
150504	DO NOT OPERATE This lock/tag may only be removed by: Name _____ Date _____	250



Order Reference	Legend	Quantity
307665	DO NOT OPERATE This Lock/Tag may only be removed by	5
307666	Nicht schalten	5
307667	Ne pas utiliser	5
307668	Niet bedienen	5
307669	No operar	5
307670	Non utilizzare	5
307671	Nie załączać	5
307672	ÇALIŞTIRMAYIN	5
307673	Не використовувати	5
307674	Använd inte	5
307675	Ne müködtesse	5
307676	Nezapínat	5
307677	Nezapínat	5
307678	Nu utilizați	5

## Re-writable lockout tags

- Height: 160 mm, Width: 75 mm
- Material: Rigid PVC tag with polyester overlamine



## Two-part perforated tags

Two-part tags provide enhanced operational control and record keeping.

The stub is removed when the tag is attached to a lockout point. Only the employee in possession of the stub has the authority to remove the tag. After the job is done, the stub is returned to management for verification and monitoring of Lockout/Tagout activity in the plant. Matching identification numbers are printed on each part.



### Heavy cardstock tags

- Economical cardstock tags are easy to write on using pen, pencil or permanent marker (B-853)
- Tear resistant 9.5 mm rolled brass eyelet
- Tie strings included for quick, easy attachment

### Polyester tags

- 10 mil (1 mil = 25,4 µm) thick polyester enhances durability and makes it easy to remove chemicals, grease and grime (B-851)
- Write-on surface accepts marker, pen or pencil
- Weatherproof for outdoor use
- 9.5 mm rolled brass eyelet that fits over most padlock shackles
- Nylon cable ties included for easy, secure attachment

Order Reference	Text/Legend	Material	Brady Material No.	Height (mm)	Width (mm)	Quantity
105371	DO NOT OPERATE	Heavy Duty Polyester	B-851	177.80	101.60	25
105373	DO NOT OPERATE	Paper	B-853	190.50	101.60	25
105370	EQUIPMENT LOCKED OUT	Heavy Duty Polyester	B-851	177.80	101.60	25
105372	EQUIPMENT LOCKED OUT	Paper	B-853	190.50	101.60	25

## Mini tags

- Suitable for use with TagLock, see page 59

Order Reference	Text/Legend	Material	Height (mm)	Width (mm)	Quantity
148824	DANGER, DO NOT OPERATE	Plastic	63.50	50.80	25



## Laminat™ tags

Self-sealing manila tags for identification of material in tough environments, including valves, instruments, motors and other industrial components.

- Laminat™ manila tags are recommended to be used together with Brady's assortment of labels
- Material: B-7645 Polypropylene Tag with Polyester Overlaminates
- Colour: Yellow
- There are two versions of the tag, either supplied with or without stainless steel reinforcement ring

Order Reference	Height (mm)	Width (mm)	Seal-up Area Height (mm)	Seal-up Area Width (mm)	Quantity
620321	25.00	59.00	25.00	43.00	50
620322	25.00	59.00	25.00	43.00	50
620323	25.00	150.00	25.00	135.00	50
620324	25.00	150.00	25.00	135.00	50

## Blank utility tags

- Durable tags have a label area that allow your own custom printed label to be attached
- These tag are lightweight, non-corrosive, non conductive and impact resistant, have rounded corners and are hole punched
- Material: Laminated Polyester on a Plastic Tag
- Label area large tags: 106.60 x 63.50 mm
- Label area small tags: 76.20 x 38.10 mm
- Tags are sold individually



Order Reference	Description	Colour	Width (mm)	Height (mm)
041921	Blank VIP Tags - Large	Black	119.38	81.28
041923	Blank VIP Tags - Large	Yellow	119.38	81.28
041925	Blank VIP Tags - Large	Red	119.38	81.28
041927	Blank VIP Tags - Large	Blue	119.38	81.28
041929	Blank VIP Tags - Large	Green	119.38	81.28
087695	Blank VIP Tags - Large	Orange	119.38	81.28
087697	Blank VIP Tags - Large	White	119.38	81.28
087699	Blank VIP Tags - Large	Grey	119.38	81.28
041920	Blank VIP Tags - Small	Black	93.98	55.88
041922	Blank VIP Tags - Small	Yellow	93.98	55.88
041924	Blank VIP Tags - Small	Red	93.98	55.88
041926	Blank VIP Tags - Small	Blue	93.98	55.88
041928	Blank VIP Tags - Small	Green	93.98	55.88
087694	Blank VIP Tags - Small	Orange	93.98	55.88
087696	Blank VIP Tags - Small	White	93.98	55.88
087698	Blank VIP Tags - Small	Grey	93.98	55.88

Print your labels using any of the printers in Brady's wide range of sign and label printers. See page 89 for details.

## Tag holder

- Compact - holds 50 tags, ties and marking pen (not included)
- Comes with adhesive strips and screws for mounting in a variety of ways
- Dimensions (H x W x D): 190 mm x 114 mm x 38 mm

No tags included.

Order Reference	Description	Material	Quantity
800125	Tag Holder	Clear Plastic	1



## Safety tag station

Organise your tags in a central position!

- Material: Rugged Polycarbonate Plastic construction
- Accommodates 146 x 76 mm tags

No tags included.

Order Reference	Description	Material	Quantity
081773	10-Pocket Tag Safety Station	Polycarbonate	1



## Magnetic signs

- Easy to apply and remove
- Packaging: 5 pieces



Width (mm)	Height (mm)	Order Reference
105.00	148.00	256964
		256965
		256966
		256967



## Brady inspection timer

The innovative Brady Inspection Timer can help save lives by clearly showing on machines, equipment and tools when maintenance is needed. Its LED lights grab the attention of users and maintenance professionals alike from a distance and help avoid the use of uninspected or worn out equipment.

- Dark green, light green, yellow and flashing red LED's indicate when maintenance is due
- Applicable to almost any machine, equipment or tool and has 1 year+ battery power

Order Reference	Description	Colour	Shape	Expiration Time	Battery Type
150745	Brady Inspection Timer - 7 days	Blue	Circle	7 Days	(3) AAA Alkaline
150746	Brady Inspection Timer - 30 days	Blue	Circle	30 Days	(3) AAA Alkaline
150747	Brady Inspection Timer - 90 days	Blue	Circle	90 Days	(3) AAA Alkaline
150748	Brady Inspection Timer - 180 days	Blue	Circle	180 Days	(3) AAA Alkaline
150749	Brady Inspection Timer - 365 days	Blue	Circle	365 Days	(3) AAA Alkaline




For more information:  
[www.bradyeurope.com/InspectionTimer](http://www.bradyeurope.com/InspectionTimer)


## Coloured nylon ties

Coloured nylon ties provide you with an option of colour coded application.

Order Reference	Colour	Width (mm)	Length (mm)	Quantity
196310	White	3.50	140.00	100
196337	Blue	3.60	140.00	100
196340	Green	3.60	140.00	100
196343	Red	3.60	140.00	100
196311	White	3.50	200.00	100
196349	Blue	3.60	200.00	100
196351	Red	3.60	200.00	100



# Energy source labels & tags



## Control panel



Polypropylene, 75.00 x 38.00 mm, pack of 25 tags

Order Reference	Text/Legend
138396	CP-1
138397	CP-2
138398	CP-3
138732	CP-4
138733	CP-5
138734	CP-6
138735	CP-7
138736	CP-8
138737	CP-9
138738	CP-10

## Valve



Polypropylene, 75.00 x 38.00 mm, pack of 25 tags

Order Reference	Text/Legend
138439	V-1
138440	V-2
138441	V-3
138442	V-4
138443	V-5
138787	V-6
138788	V-7
138789	V-8
138790	V-9
138791	V-10
138792	V-11
138793	V-12
138794	V-13
138795	V-14
138796	V-15
138797	V-16
138798	V-17
138799	V-18
138800	V-19
138801	V-20

## Thermal



Polypropylene, 75.00 x 38.00 mm, pack of 25 tags

Order Reference	Text/Legend
138434	T-1
138437	T-2
138438	T-3
138780	T-4
138781	T-5
138782	T-6
138783	T-7
138784	T-8
138785	T-9
138786	T-10

Energy source tags can be used to mark your facility's points of control for energy sources. These tags help make the lockout process quicker, safer and easier.

## Pneumatic



Polypropylene, 75.00 x 38.00 mm, pack of 25 tags

Order Reference	Text/Legend
138405	P-1
138406	P-2
138407	P-3
138408	P-4
138409	P-5
138739	P-6
138740	P-7
138741	P-8
138742	P-9
138743	P-10

## Hydraulic



Polypropylene, 75.00 x 38.00 mm, pack of 25 tags

Order Reference	Text/Legend
138410	H-1
138411	H-2
138412	H-3
138744	H-4
138745	H-5
138746	H-6
138747	H-7
138748	H-8
138749	H-9
138750	H-10

## Kinetic



Polypropylene, 75.00 x 38.00 mm, pack of 25 tags

Order Reference	Text/Legend
138431	K-1
138432	K-2
138433	K-3
138773	K-4
138774	K-5
138775	K-6
138776	K-7
138777	K-8
138778	K-9
138779	K-10

## Glycol



Polypropylene, 75.00 x 38.00 mm, pack of 25 tags

Order Reference	Text/Legend
138444	GL-1
138445	GL-2
138446	GL-3
138802	GL-4
138803	GL-5
138804	GL-6
138805	GL-7
138806	GL-8
138807	GL-9
138808	GL-10

## Water



Polypropylene, 75.00 x 38.00 mm, pack of 25 tags

Order Reference	Text/Legend
138413	W-1
138414	W-2
138415	W-3
138416	W-4
138417	W-5
138751	W-6
138752	W-7
138753	W-8
138754	W-9
138755	W-10

## Steam



Polypropylene, 75.00 x 38.00 mm, pack of 25 tags

Order Reference	Text/Legend
138423	S-1
138424	S-2
138425	S-3
138426	S-4
138427	S-5
138761	S-6
138762	S-7
138763	S-8
138764	S-9
138765	S-10

## Gas



Polypropylene, 75.00 x 38.00 mm, pack of 25 tags

Order Reference	Text/Legend
138418	G-1
138419	G-2
138420	G-3
138421	G-4
138422	G-5
138756	G-6
138757	G-7
138758	G-8
138759	G-9
138760	G-10

## Chemical



Polypropylene, 75.00 x 38.00 mm, pack of 25 tags

Order Reference	Text/Legend
138428	C-1
138429	C-2
138430	C-3
138766	C-4
138767	C-5
138768	C-6
138769	C-7
138770	C-8
138771	C-9
138772	C-10

## Electrical



Polypropylene, 75.00 x 38.00 mm, pack of 25 tags

Order Reference	Text/Legend
138399	E-1
138401	E-2
138402	E-3
138403	E-4
138404	E-5
138447	E-6
138448	E-7
138449	E-8
138450	E-9
138451	E-10
138829	E-11
138830	E-12
138831	E-13
138832	E-14
138833	E-15
138834	E-16
138835	E-17
138836	E-18
138837	E-19
138838	E-20

Laminated Polyester, 19.00 x 13.00 mm, sheet of 100 labels

Order Reference	Text/Legend
138452	E-1
138453	E-2
138454	E-3
138455	E-4
138456	E-5
138457	E-6
138458	E-7
138459	E-8
138460	E-9
138461	E-10
138809	E-11
138810	E-12
138811	E-13
138812	E-14
138813	E-15
138814	E-16
138815	E-17
138816	E-18
138817	E-19
138818	E-20

Laminated Polyester, 75.00 x 38.00 mm, sheet of 5 labels

Order Reference	Text/Legend
138462	E-1
138463	E-2
138464	E-3
138465	E-4
138466	E-5
138467	E-6
138468	E-7
138469	E-8
138470	E-9
138471	E-10
138819	E-11
138820	E-12
138821	E-13
138822	E-14
138823	E-15
138824	E-16
138825	E-17
138826	E-18
138827	E-19
138828	E-20

- ▶ **Brady sign and label printers with their industrial design and excellent printing outcomes are highly recommended for identification of LO/TO devices, lockout points, padlocks and keys.**



## BMP41 Label Printer

The BMP41 Label printer is a rugged, portable solution that gives you the versatility to create die-cut or continuous labels, anywhere, anytime!

- Prints on labels and tapes up to 25 mm wide

Order Reference	Description
711213	BMP41 Label Printer - UK
133254	BMP41 Label Printer - EU

This printer ships in a hard case with a Nickel Battery Pack, MC1-1000-595-WT-BK cartridge, USB cable, AC adapter, Power cord, Brady Workstation Basic Suite, Quick Start Guide and USB key with Brady printer drivers & manual



Visit the BMP41 site on [bradyeurope.com/bmp41](http://bradyeurope.com/bmp41)

## BMP51 Label Maker

The Brady BMP51 Label Maker offers crisp printing, easy formatting, convenient label sizes and portability to solve a number of identification tasks. Besides stand-alone and PC connected operation, it offers great option of wireless printing via BlueTooth® and WiFi.

- Prints on labels and tapes up to 38 mm wide

Order Reference	Description
710894	BMP51 Label Printer - EU
710898	BMP51 Label Printer - UK

This printer ships in a hard case with a Rechargeable Lithium Ion Battery, USB Cable, AC adaptor + EU power cord, Brady Workstation Basic Suite, Product CD, Brady Printer Drivers CD, Quick Start Guide, a Bluetooth network card and an MC1-1000-422 cartridge.



Visit de BMP51 site on [bradyeurope.com/bmp51](http://bradyeurope.com/bmp51)

## BMP71 Label Printer

Brady's high-end portable label printer. Beside cable and wire printing solution for the telecom/datacom and electrical markets, the BMP71 is also perfect for printing health and safety signs and labels for the process industries.

The BMP71 is a user friendly printer with a large full colour LCD display, an easy-to-use menu driven user interface, and a full keyboard layout making it quick and easy to create labels using text, symbols and coding. It can be used as stand-alone unit, as well as PC connected.

- Prints on labels and tapes up to 50.8 mm wide

Order Reference	Description
710599	BMP71 Label Printer - QWERTY EU
710600	BMP71 Label Printer - QWERTY UK
710601	BMP71 Label Printer - AZERTY
710603	BMP71 Label Printer - QWERTZ
710604	BMP71 Label Printer - CYRILLIC

This printer kit ships in a hard case with Rechargeable NiMH Battery, AC Adaptor, USB Communications Cable, Media Adapter, Quick Start Guide, Product CD (w/ Printer Driver, Tutorials, Full User's Guide), Cleaning Kit, a Brady Workstation Basic Suite, M71C-2000-595-WT, M71-31-423 and M71-R6000



Watch the BMP71 video on Brady's YouTube™ channel.

# Sign and label printers

## S3100 Sign & Label Printer



Watch the S3100 video on Brady's YouTube™ channel.

Designed for ease of use and versatility, this monochrome printer features an intuitive touch screen display, simple label design and a wide variety of materials and applications.

- Prints on labels and tapes from 12.70 wide to 101 mm wide

Order Reference	Description
149118	S3100 Sign and Label Printer with Wifi - QWERTZ
149119	S3100 Sign and Label Printer with Wifi - QWERTY UK
149121	S3100 Sign and Label Printer with Wifi - QWERTY US
149122	S3100 Sign and Label Printer with Wifi - AZERTY
149123	S3100 Sign and Label Printer with Wifi - CYRILLIC
149127	S3100 Sign and Label Printer with Wifi - QWERTY EU

Order Reference	Description
149120	S3100 Sign and Label Printer - QWERTY US
149126	S3100 Sign and Label Printer - QWERTY EU
149517	S3100 Sign and Label Printer - AZERTY
149519	S3100 Sign and Label Printer - QWERTZ

## BBP35 Multicolour Sign & Label Printer BBP37 Multicolour & Cut Sign & Label Printer



Watch the BBP37 video on Brady's YouTube™ channel.

Brady's BBP35 and BBP37 sign and label printers give you the power to make signs and labels in the colours and shapes you need to make an impact – right at your own facility and right when you need them. With remarkable multi-colour printing, versatile shape-cutting capabilities and impressively fast print speeds, you won't remember how you lived without one of these printers.

- Prints on labels and tapes from 12.70 wide to 101 mm wide

Order Reference	Description
143635	BBP35 Multicolour Sign and Label Printer AZERTY
143637	BBP35 Multicolour Sign and Label Printer CYRILLIC
143634	BBP35 Multicolour Sign and Label Printer QWERTY - EU
145996	BBP35 Multicolour Sign and Label Printer QWERTY - UK
143633	BBP35 Multicolour Sign and Label Printer QWERTY - US
143636	BBP35 Multicolour Sign and Label Printer QWERTZ

Order Reference	Description
143640	BBP37 Multicolour and Cut Sign and Label Printer AZERTY
143642	BBP37 Multicolour and Cut Sign and Label Printer CYRILLIC
143639	BBP37 Multicolour and Cut Sign and Label Printer QWERTY - EU
145995	BBP37 Multicolour and Cut Sign and Label Printer QWERTY - UK
143638	BBP37 Multicolour and Cut Sign and Label Printer QWERTY - US
143641	BBP37 Multicolour and Cut Sign and Label Printer QWERTZ



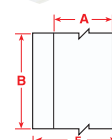
## B-551 Non-adhesive continuous tag stock

For safety, lockout and general purpose hanging tags

- Non-adhesive, polyester stock
- Hole punch available separately. Order reference: 020591
- Optional snap-in grommets available. Order Reference: 020596
- Meets OSHA 50lb pullout spec for lockout tags



Printer Compatibility	Order Reference	Colour	Width (mm)	Length (m)
BBP30, BBP31, BBP33, BBP35, BBP37, i3300, S3000, S3100	B30C-2500-551-WT	White	64.00	15.24
BBP30, BBP31, BBP33, BBP35, BBP37, i3300, S3000, S3100	B30C-3250-551-WT	White	83.00	15.24
BBP30, BBP31, BBP33, BBP35, BBP37, i3300, S3000, S3100	B30C-4250-551-WT	White	108.00	15.24



## BBP85 Sign and Label Printer

The BBP85 Sign and Label Printer allows you to create up to 254.00 mm labels & signs in multiple colours. Its touch-screen interface makes it easy to use for anyone.

- Highly durable multi-colour thermal transfer printing
- Prints stand-alone or from your PC
- Timesaving label design apps to create pipe markers, safety signs, right-to-know labels and more
- The ideal printer for multi-user Lean, 5S and Kaizen Labelling events



Order Reference	Description
198566	BBP85 Sign & Label Printer - AZERTY with Brady Workstation SFID Suite
198567	BBP85 Sign & Label Printer - CYRILLIC with Brady Workstation SFID Suite
198568	BBP85 Sign & Label Printer - QWERTY EU with Brady Workstation SFID Suite
198570	BBP85 Sign & Label Printer - QWERTY UK with Brady Workstation SFID Suite
198571	BBP85 Sign & Label Printer - QWERTZ with Brady Workstation SFID Suite



## Brady Workstation software suites


**Brady Workstation Safety and Facility Identification Software Suite**

Keep your facility safe and compliant by creating custom signs, label and pipemarkers, adding visual safety guidance.

[Workstation.BradylD.com/SafetyAndFacility](http://Workstation.BradylD.com/SafetyAndFacility)



Discover it at  
[www.bradyeurope.com/workstation](http://www.bradyeurope.com/workstation)



**CAUTION**

AREA IN FRONT OF THIS  
ELECTRICAL PANEL MUST BE  
KEPT CLEAR FOR 36 INCHES.  
OSHA-NEC REGULATIONS

## B-595 pre-printed pre-cut blank sign headers

For creating Arc Flash and safety warning labels in seconds.

- Allows the printer to create multi-colour signs fast - in a single print pass
- Headers meet OSHA 1910.145 and ASME/ANSI Z535 standards
- Indoor/Outdoor grade material conforms to rough, irregular and "difficult to adhere to" surfaces



Printer Compatibility	Order Reference		Width (mm)	Height (mm)	Quantity	Recommended Ribbon
BBP85	B85-102x152-595-OSHACA	CAUTION	152.40	101.60	95	B85-R-158x60-BK
BBP85	B85-178x254-595-OSHACA	CAUTION	254.00	177.80	60	B85-R-220x60-BK
BBP85	B85-254x356-7569-OSHACA	CAUTION	356.00	25.40	40	B85-R-220x60-BK
BBP85	B85-102x152-595-ANSICA	CAUTION	152.40	101.60	95	B85-R-158x60-BK
BBP85	B85-178x254-595-ANSICA	CAUTION	254.00	177.80	60	B85-R-220x60-BK
BBP85	B85-254x356-7569-ANSICA	CAUTION	356.00	25.40	40	B85-R-220x60-BK
BBP85	B85-102x152-595-OSHADA	DANGER	152.40	101.60	95	B85-R-158x60-BK
BBP85	B85-178x254-595-OSHADA	DANGER	254.00	177.80	60	B85-R-220x60-BK
BBP85	B85-254x356-7569-OSHADA	DANGER	356.00	25.40	40	B85-R-220x60-BK
BBP85	B85-102x152-595-ANSIDA	DANGER	152.40	101.60	95	B85-R-158x60-BK
BBP85	B85-178x254-595-ANSIDA	DANGER	254.00	177.80	60	B85-R-220x60-BK
BBP85	B85-254x356-7569-ANSIDA	DANGER	356.00	25.40	40	B85-R-220x60-BK
BBP85	B85-102x152-595-ANSINO	NOTICE	152.40	101.60	95	B85-R-158x60-BK
BBP85	B85-178x254-595-ANSINO	NOTICE	254.00	177.80	60	B85-R-220x60-BK
BBP85	B85-254x356-7569-ANSINO	NOTICE	356.00	25.40	40	B85-R-220x60-BK
BBP85	B85-102x152-595-ANSIWA	WARNING	152.40	101.60	95	B85-R-158x60-BK
BBP85	B85-178x254-595-ANSIWA	WARNING	254.00	177.80	60	B85-R-220x60-BK
BBP85	B85-254x356-7569-ANSIWA	WARNING	356.00	25.40	40	B85-R-220x60-BK
BBP85	B85-178x254-595-YL		254.00	177.80	60	B85-R-220x60-BK
BBP85	B85-254x356-7569-YL		356.00	25.40	40	B85-R-220x60-BK
BBP85	B85-178x254-595-WT		254.00	177.80	60	B85-R-220x60-BK
BBP85	B85-254x356-7569-WT		356.00	25.40	40	B85-R-220x60-BK




# Sign and label printers

## BradyJet J5000 Colour Label Printer

### Required Machine Guarding



Guard must be in place before  
this machine is operational

Revised: 3/20/2016  
Created: 1/19/2012



Contact your supervisor if any guard  
or unable to provide

Equipment: LM3



The BradyJet J5000 Colour Label Printer. Full colour safety signs & labels in a few seconds. Brady's inkjet printer quickly prints safety signs, lean labels and pipe markers at location and on demand. The BradyJet J5000 combines high print speed and full colour printing with a durable material range for indoor safety signs.

Quickly create lockout/ tagout procedures, tags and labels with the Brady Workstation Lockout Writer app. It includes procedure printing templates, simple translations and easy-to-use image editing for callouts. Having accurate lockout procedures in place saves lives, and this app streamlines the process to creating those critical aspects to employee safety.

Order Reference	Description
197201	BradyJet J5000 Colour Label Printer - EU with Workstation Lockout Writer CD
197202	BradyJet J5000 Colour Label Printer - UK with Workstation Lockout Writer CD
197203	BradyJet J5000 Colour Label Printer - US with Workstation Lockout Writer CD

### Labels

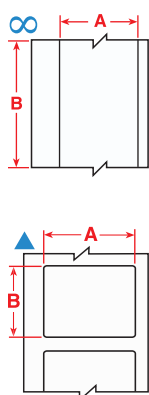


Diagram	Order Reference	Art. No.	Colour	Label Width A (mm)	Label Height B (mm)	Label Length B (m)	Total Qty/ Pack
Inkjet Receptive Polyester							
▲	J50-260-2569	148662	White	85.09	55.12	—	340
▲	J50-261-2569	148661	White	109.98	74.93	—	270
▲	J50-262-2569	148654	White	154.94	104.90	—	200
▲	J50-265-2569	148667	White	254.00	177.80	—	100
▲	J50-267-2569	148668	White	154.90	210.00	—	120
∞	J50C-2250-2569	148665	White	57.00	—	30.00 m	1
∞	J50C-4000-2569	148658	White	101.00	—	30.00 m	1
∞	J50C-6000-2569	148652	White	152.00	—	30.00 m	1
∞	J50C-8000-2569	148655	White	203.20	—	30.00 m	1
Inkjet Receptive Vinyl							
▲	J50-260-2595	148657	White	85.09	55.12	—	340
▲	J50-261-2595	148660	White	109.98	74.93	—	270
▲	J50-262-2595	148651	White	154.94	104.90	—	200
▲	J50-265-2595	148659	White	254.00	177.80	—	100
▲	J50-267-2595	148664	White	154.90	210.00	—	120
∞	J50C-2250-2595	148656	White	57.00	—	30.00 m	1
∞	J50C-4000-2595	148653	White	101.00	—	30.00 m	1
∞	J50C-6000-2595	148666	White	152.00	—	30.00 m	1
∞	J50C-8000-2595	148663	White	203.20	—	30.00 m	1



### Brady Workstation - Lockout Writer App

Quickly create compliant lockout/tagout labels. This app includes procedure printing templates, simple translations, easy-to-use image editing for callouts.

Discover it at [www.bradyeurope.com/workstation](http://www.bradyeurope.com/workstation)



## Reference & index

94 Breaker compatibility overview

# Breaker compatibility overview

## See page...

- Standard Circuit Breaker: 60-61
- EZ Panel Loc™: 58
- Mini Circuit Breaker Lockouts: 58

Manufacturer	Type	Circuit Breaker Lockout (Standard/ TAGLOCK™)					EZ Panel Loc™ (Standard/ TAGLOCK™)		Mini Circuit Breaker Lockouts					
		120V Snap On (w/ hole)	120/277V Clamp On (no hole)	480/600V Clamp On (no hole)	Oversize 480/600V	Universal Multi-pole (tie bar)	Snap On (SQD QO)	Clamp On (Universal)	Pin Out Standard	Pin In Standard	Pin Out Wide	Pin Out Wide Rotary	Multi-pole w/ TieBar	Universal Mini Breaker Lockout
		065387	065396	065397	065329	066321	051252	051254	090844	090847	090850	149433	090853	149514
		148689	148690	148701	148692	148702	148696							
		148693	148698	148687	148691	148697	148688							
		148694	148699	148686	148685	148695	148700							
ABB	2CDS25													•
ABB	S202U-K								•					
ABB	S202U-K50													•
ABB	S203U-K								•					
ABB	S204U-K								•					
ABB	S201UP-K								•					
ABB	S202UP-K								•					
ABB	S203UP-K								•					
ABB	S204UP-K								•					
ABB	S201U-Z								•					
ABB	S202U-Z								•					
ABB	S203U-Z								•					
ABB	S204U-Z								•					
ABB	S201UP-Z								•					
ABB	S202UP-Z								•					
ABB	S203UP-Z								•					
ABB	S204UP-Z								•					
ABB	F202AC								•					
ABB	F672								•					
ABB	F204AC								•					
ABB	F674								•					
ABB	S281-Z								•					
ABB	S282-Z								•					
ABB	S283-Z								•					
ABB	S281UC-Z								•					
ABB	S282UC-Z								•					
ABB	S283UC-Z								•					
ABB	S501-B										•			
ABB	S502-B										•			
ABB	S503-B										•			
ABB	S501-C										•			
ABB	S502-C										•			
ABB	S503-C										•			
ABB	S501-D										•			
ABB	S502-D										•			
ABB	S503-D										•			
ABB	S501-K										•			
ABB	S502-K										•			
ABB	S503-K										•			
ABB	S501UC-B										•			
ABB	S502UC-B										•			
ABB	S503UC-B										•			
ABB	S504UC-B										•			
ABB	S501UC-K										•			
ABB	S502UC-K										•			
ABB	S503UC-K										•			
ABB	S504UC-K										•			
American Ckt. Bkr.	NEF		•*											
American Ckt. Bkr.	NJJ			•**	•									
AEG	E82S									•				
American Switch	C		•				•	•						
Bryant	BR	•	•					•						
Bryant	BR					•		•						
Buschmat	S46								•					
Challenger	C	•	•					•						
Challenger	C					•		•						
Challenger	CDK			•										
Challenger	LM		•					•						
Challenger	NEJ		•*					•						
Clipsal	4CB								•					
Crouse Hinds	MP					•		•						
Cutler Hammer	BA		•					•						
Cutler-Hammer	BAB	•	•					•						
Cutler-Hammer	BAB					•								

\* - Cleat (065404) accessory required \*\* - Cleat (065406) accessory required

# Breaker compatibility overview

## See page...

- Standard Circuit Breaker: 60-61
- EZ Panel Loc™: 58
- Mini Circuit Breaker Lockouts: 58

Manufacturer	Type	Circuit Breaker Lockout (Standard/ TAGLOCK™)					EZ Panel Loc™ (Standard/ TAGLOCK™)		Mini Circuit Breaker Lockouts					
		120V Snap On (w/ hole)	120/277V Clamp On (no hole)	480/600V Clamp On (no hole)	Oversize 480/600V	Universal Multi-pole (tie bar)	Snap On (SQD QO)	Clamp On (Universal)	Pin Out Standard	Pin In Standard	Pin Out Wide	Pin Out Wide Rotary	Multi-pole w/ TieBar	Universal Mini Breaker Lockout
		065387	065396	065397	065329	066321	051252	051254	090844	090847	090850	149433	090853	149514
		148689	148690	148701	148692	148702	148696							
		148693	148698	148687	148691	148697	148688							
		148694	148699	148686	148685	148695	148700							
Cutler-Hammer	BD	•	•					•						
Cutler-Hammer	BR	•	•					•						
Cutler-Hammer	BR					•		•						
Cutler-Hammer	BRH	•	•					•						
Cutler-Hammer	BRH					•		•						
Cutler-Hammer	BRHH					•		•						
Cutler-Hammer	CC		•*											
Cutler-Hammer	CH	•	•				•	•						
Cutler-Hammer	CH					•		•						
Cutler-Hammer	CHH		•*											
Cutler-Hammer	CH2					•		•						
Cutler-Hammer	CHB	•	•				•	•						
Cutler-Hammer	CHB					•		•						
Cutler-Hammer	CHKD			•										
Cutler-Hammer	CHLD				•									
Cutler-Hammer	CHMDL				•									
Cutler-Hammer	CHND			•**										
Cutler-Hammer	CHP	•	•				•	•						
Cutler-Hammer	CHP					•		•						
Cutler-Hammer	CHQ						•	•						
Cutler-Hammer	CHQ					•		•						
Cutler-Hammer	CHSW					•		•						
Cutler-Hammer	CKD			•										
Cutler-Hammer	CL	•	•				•	•						
Cutler-Hammer	CL					•		•						
Cutler-Hammer	CLD				•									
Cutler-Hammer	CLDC				•									
Cutler-Hammer	CMDL				•									
Cutler-Hammer	CND			•**										
Cutler-Hammer	CNDC			•**										
Cutler-Hammer	CSR		•					•						
Cutler-Hammer	DK			•										
Cutler-Hammer	E125B		•					•						
Cutler-Hammer	E125E		•					•						
Cutler-Hammer	E125H		•					•						
Cutler-Hammer	E125S		•					•						
Cutler-Hammer	ED		•					•						
Cutler-Hammer	EDC		•					•						
Cutler-Hammer	EDH		•					•						
Cutler-Hammer	EFH		•					•						
Cutler-Hammer	EGB		•					•						
Cutler-Hammer	EGE		•					•						
Cutler-Hammer	EGS		•					•						
Cutler-Hammer	EHC		•					•						
Cutler-Hammer	EHD		•					•						
Cutler-Hammer	FB		•					•						
Cutler-Hammer	FC		•					•						
Cutler-Hammer	FD		•					•						
Cutler-Hammer	FDB		•					•						
Cutler-Hammer	FDC		•					•						
Cutler-Hammer	FS		•					•						
Cutler-Hammer	GB		•					•						
Cutler-Hammer	GC		•					•						
Cutler-Hammer	GD		•					•						
Cutler-Hammer	GDB		•					•						
Cutler-Hammer	GHB		•					•						
Cutler-Hammer	GHBGFEP		•					•						
Cutler-Hammer	GHC		•					•						
Cutler-Hammer	GHCGFEP		•					•						
Cutler-Hammer	HBAW	•	•					•						
Cutler-Hammer	HBAW					•								
Cutler-Hammer	HBAX	•	•					•						
Cutler-Hammer	HBAX					•								
Cutler-Hammer	HFD		•					•						

\* - Cleat (065404) accessory required

\*\* - Cleat (065406) accessory required

# Breaker compatibility overview

## See page...

- Standard Circuit Breaker: 60-61
- EZ Panel Loc™: 58
- Mini Circuit Breaker Lockouts: 58

Manufacturer	Type	Circuit Breaker Lockout (Standard/ TAGLOCK™)					EZ Panel Loc™ (Standard/ TAGLOCK™)		Mini Circuit Breaker Lockouts					
		120V Snap On (w/ hole)	120/277V Clamp On (no hole)	480/600V Clamp On (no hole)	Oversize 480/600V	Universal Multi-pole (tie bar)	Snap On (SDD QO)	Clamp On (Universal)	Pin Out Standard	Pin In Standard	Pin Out Wide	Pin Out Wide Rotary	Multi-pole w/ TieBar	Universal Mini Breaker Lockout
		065387	065396	065397	065329	066321	051252	051254	090844	090847	090850	149433	090853	149514
		148689	148690	148701	148692	148702	148696							
		148693	148698	148687	148691	148697	148688							
		148694	148699	148686	148685	148695	148700							
Cutler-Hammer	HGHB		•					•						
Cutler-Hammer	HGHC		•					•						
Cutler-Hammer	HJD			•										
Cutler-Hammer	HKD			•										
Cutler-Hammer	HLD				•									
Cutler-Hammer	HMCP		•	•	•									
Cutler-Hammer	HMDL				•									
Cutler-Hammer	HMDLB				•									
Cutler-Hammer	HMPL			•**	•									
Cutler-Hammer	HND			•**										
Cutler-Hammer	HQP	•	•					•						
Cutler-Hammer	HQP					•								
Cutler-Hammer	JD			•										
Cutler-Hammer	JDB			•										
Cutler-Hammer	JDC			•										
Cutler-Hammer	KD			•										
Cutler-Hammer	KDB			•										
Cutler-Hammer	KDC			•										
Cutler-Hammer	LA			•										
Cutler-Hammer	LD				•									
Cutler-Hammer	LDB				•									
Cutler-Hammer	LDC				•									
Cutler-Hammer	LH			•										
Cutler-Hammer	LHB			•										
Cutler-Hammer	LJ							•						
Cutler-Hammer	MA			•**										
Cutler-Hammer	MC			•**										
Cutler-Hammer	MD				•									
Cutler-Hammer	MDL				•									
Cutler-Hammer	MDS				•									
Cutler-Hammer	NB				•									
Cutler-Hammer	ND			•**										
Cutler-Hammer	NDC			•**										
Cutler-Hammer	OPTIM			•**										
Cutler-Hammer	PB				•									
Cutler-Hammer	QBGF		•											
Cutler-Hammer	QBGF							•						
Cutler-Hammer	QBGFEP		•											
Cutler-Hammer	QBGFEP							•						
Cutler-Hammer	QBHGF		•											
Cutler-Hammer	QBHGFEP		•											
Cutler-Hammer	QBHW	•	•					•						
Cutler-Hammer	QBHW					•								
Cutler-Hammer	QC	•	•					•						
Cutler-Hammer	QC					•		•						
Cutler-Hammer	QCD	•	•					•						
Cutler-Hammer	QCD					•		•						
Cutler-Hammer	QCGF		•											
Cutler-Hammer	QCGFEP		•											
Cutler-Hammer	QCHGF		•											
Cutler-Hammer	QCHGFEP		•											
Cutler-Hammer	QCHW	•	•					•						
Cutler-Hammer	QCHW					•		•						
Cutler-Hammer	QHCW	•	•					•						
Cutler-Hammer	QHCW					•		•						
Cutler-Hammer	QHCX	•	•					•						
Cutler-Hammer	QHCX					•		•						
Cutler-Hammer	QHPW	•	•					•						
Cutler-Hammer	QHPW					•								
Cutler-Hammer	QHPX	•	•					•						
Cutler-Hammer	QHPX					•								
Cutler-Hammer	QPGF		•											
Cutler-Hammer	QPGF							•						
Cutler-Hammer	QPGFEP		•											

\* - Cleat (065404) accessory required

\*\* - Cleat (065406) accessory required

# Breaker compatibility overview

## See page...

- Standard Circuit Breaker: 60-61
- EZ Panel Loc™: 58
- Mini Circuit Breaker Lockouts: 58

Manufacturer	Type	Circuit Breaker Lockout (Standard/ TAGLOCK™)					EZ Panel Loc™ (Standard/ TAGLOCK™)		Mini Circuit Breaker Lockouts					
		120V Snap On (w/ hole)	120/277V Clamp On (no hole)	480/600V Clamp On (no hole)	Oversize 480/600V	Universal Multi-pole (tie bar)	Snap On (SDD QO)	Clamp On (Universal)	Pin Out Standard	Pin In Standard	Pin Out Wide	Pin Out Wide Rotary	Multi-pole w/ TieBar	Universal Mini Breaker Lockout
		065387	065396	065397	065329	066321	051252	051254	090844	090847	090850	149433	090853	149514
		148689	148690	148701	148692	148702	148696							
		148693	148698	148687	148691	148697	148688							
		148694	148699	148686	148685	148695	148700							
Cutler-Hammer	QPGFEP							•						
Cutler-Hammer	QPHGF		•											
Cutler-Hammer	QPHGFEP		•											
Cutler-Hammer	QPHW	•	•					•						
Cutler-Hammer	QPHW					•								
Cutler-Hammer	WME								•					
Cutler-Hammer	WMF								•					
Cutler-Hammer	WMH								•					
Cutler-Hammer	WMM								•					
Cutler-Hammer	WMN								•					
Cutler-Hammer	WMS								•					
E-T-A	911220G								•					
E-T-A	911225									•				
FAZ	C16								•					
Fed. Pacific Elec.	2B													
Fed. Pacific Elec.	BAB		•					•						
Fed. Pacific Elec.	NA-single			•**				•						
Fed. Pacific Elec.	NA-tie bar							•						
Fed. Pacific Elec.	NB		•*					•						
Fed. Pacific Elec.	NBH GFI		•					•						
Fed. Pacific Elec.	NE/NEF		•*											
Fed. Pacific Elec.	NEJ		•*											
Fed. Pacific Elec.	NFJ		•											
Fed. Pacific Elec.	NJJ			•										
Fed. Pacific Elec.	NJL			•										
Fed. Pacific Elec.	NM			•										
Fed. Pacific Elec.	NP-single		•					•						
Frank Adams	P		•					•						
FUJI Electric	EA53B		•*											
FUJI Electric	EA203B		•*											
FUJI Electric	BU-ESB		•*											
FUJI Electric	BU-ESA		•*											
FUJI Electric	BU-FSB		•*											
General Electric	V										•			
General Electric	EH400			•										
General Electric	HQC		•					•						
General Electric	SED		•					•						
General Electric	SEH		•					•						
General Electric	SEL		•					•						
General Electric	SEP		•					•						
General Electric	SFH		•					•						
General Electric	SFL		•					•						
General Electric	SFP		•					•						
General Electric	SGD			•										
General Electric	SGH			•										
General Electric	SGL			•										
General Electric	SGLA			•										
General Electric	SGP			•										
General Electric	SRPG			•										
General Electric	TB		•*					•						
General Electric	TBC		•*					•						
General Electric	TE		•*					•						
General Electric	TEB		•*					•						
General Electric	TED		•*					•						
General Electric	TEF		•*					•						
General Electric	TEL		•*					•						
General Electric	TEML		•*					•						
General Electric	TEY		•					•						
General Electric	TF		•					•						
General Electric	TFC		•*					•						
General Electric	TFJ			•										
General Electric	TFK			•										
General Electric	TFL			•										
General Electric	THED		•*					•						

\* - Cleat (065404) accessory required

\*\* - Cleat (065406) accessory required

# Breaker compatibility overview

## See page...

- Standard Circuit Breaker: 60-61
- EZ Panel Loc™: 58
- Mini Circuit Breaker Lockouts: 58

Manufacturer	Type	Circuit Breaker Lockout (Standard/ TAGLOCK™)					EZ Panel Loc™ (Standard/ TAGLOCK™)		Mini Circuit Breaker Lockouts					
		120V Snap On (w/ hole)	120/277V Clamp On (no hole)	480/600V Clamp On (no hole)	Oversize 480/600V	Universal Multi-pole (tie bar)	Snap On (SQD QO)	Clamp On (Universal)	Pin Out Standard	Pin In Standard	Pin Out Wide	Pin Out Wide Rotary	Multi-pole w/ TieBar	Universal Mini Breaker Lockout
		065387	065396	065397	065329	066321	051252	051254	090844	090847	090850	149433	090853	149514
		148689	148690	148701	148692	148702	148696							
		148693	148698	148687	148691	148697	148688							
		148694	148699	148686	148685	148695	148700							
General Electric	THEF		•*					•						
General Electric	THFK			•										
General Electric	THHQB					•		•						
General Electric	THHQB-A	•	•					•						
General Electric	THHQB-S		•					•						
General Electric	THHQC					•		•						
General Electric	THHQC-A	•	•					•						
General Electric	THHQC-S		•					•						
General Electric	THHQL					•		•						
General Electric	THHQL-A	•	•					•						
General Electric	THHQL-S		•					•						
General Electric	THJK4			•**										
General Electric	THJK6			•**										
General Electric	THKM12				•									
General Electric	THKM8				•									
General Electric	THLC1		•*											
General Electric	THQB					•		•						
General Electric	THQB GF													
General Electric	THQB-A	•	•					•						
General Electric	THQB-S		•					•						
General Electric	THQC					•		•						
General Electric	THQC-A	•	•					•						
General Electric	THQC-AL					•		•						
General Electric	THQC-S		•					•						
General Electric	THQD		•*					•						
General Electric	THQDBL							•						
General Electric	THQL					•		•						
General Electric	THQL-A	•	•					•						
General Electric	THQL-S		•					•						
General Electric	TJ2			•**	•									
General Electric	TJ4			•										
General Electric	TJC		•*					•						
General Electric	TJD			•**										
General Electric	TJJ			•**										
General Electric	TJK			•**										
General Electric	TJS			•**										
General Electric	TK4V			•										
General Electric	TKC		•*					•						
General Electric	TKM				•									
General Electric	TKMA8				•									
General Electric	TQB					•		•						
General Electric	TQB-A	•	•					•						
General Electric	TQB-S		•					•						
General Electric	TQC					•		•						
General Electric	TQC-A	•	•					•						
General Electric	TQC-S		•					•						
General Electric	TQD		•											
General Electric	TQL													
General Electric	TQL													
General Electric	TQL-A	•	•					•						
General Electric	TQL-S		•					•						
General Electric	V									•				
GE Vynckier	Series E									•				
GE Vynckier	Series G									•				
Hager	MFN716													•
Hager	453717								•					
Hager	MW216A								•					
Hager	MW620A								•					
Hager	H125N		•											
Hager	H250N		•											
Hager	H400XS			•										
Hager	H630XS			•										
Heinemann	LB		•*											
Heinemann	LF		•*											

\* - Cleat (065404) accessory required

\*\* - Cleat (065406) accessory required

# Breaker compatibility overview

## See page...

- Standard Circuit Breaker: 60-61
- EZ Panel Loc™: 58
- Mini Circuit Breaker Lockouts: 58

Manufacturer	Type	Circuit Breaker Lockout (Standard/ TAGLOCK™)					EZ Panel Loc™ (Standard/ TAGLOCK™)		Mini Circuit Breaker Lockouts					
		120V Snap On (w/ hole)	120/277V Clamp On (no hole)	480/600V Clamp On (no hole)	Oversize 480/600V	Universal Multi-pole (tie bar)	Snap On (S/QD QO)	Clamp On (Universal)	Pin Out Standard	Pin In Standard	Pin Out Wide	Pin Out Wide Rotary	Multi-pole w/ TieBar	Universal Mini Breaker Lockout
		065387	065396	065397	065329	066321	051252	051254	090844	090847	090850	149433	090853	149514
		148689	148690	148701	148692	148702	148696							
		148693	148698	148687	148691	148697	148688							
		148694	148699	148686	148685	148695	148700							
Heinemann	LJ		•*											
Kapp	LS68									•				
Legrand	04302									•				
Legrand	06469									•				
Legrand	01908								•					
Legrand	01935												•	
Legrand	01980												•	
Lemag	SD62		•											
Merlin Gerin	B100A										•		•	
Merlin Gerin	C32N								•					
Merlin Gerin	C45AD								•					
Merlin Gerin	C60a								•					
Merlin Gerin	C60H								•					
Merlin Gerin	C60N								•					
Merlin Gerin	C80A										•		•	
Merlin Gerin	NC100H										•			
Merlin Gerin	NC125H										•			
Merlin Gerin	NC100L										•			
Merlin Gerin	NC100LH										•			
Merlin Gerin	NC100L MA										•			
Merlin Gerin	NC100N										•			
Merlin Gerin	NS100		•											
Merlin Gerin	NS250N		•											
Merlin Gerin	C801N				•									
Merlin Gerin	C1251N				•									
Merlin Gerin	CE104N		•*											
Merlin Gerin	CK1200NA				•									
Merlin Gerin	CJ			•**										
Proteus	BSEN60947-3					•								
Proteus	AC22BS5419					•								
Proteus	C16								•					
Proteus	C6								•					
Schneider	IC60													•
Siemens ITE	5SX11										•			
Siemens ITE	5SX12												•	
Siemens ITE	5SX13												•	
Siemens ITE	5SX21										•			
Siemens ITE	5SQ11										•			
Siemens ITE	5SQ12												•	
Siemens ITE	5SQ13												•	
Siemens ITE	5SQ16												•	
Siemens ITE	5SN22												•	
Siemens ITE	BL	•	•				•	•						
Siemens ITE	BL					•		•						
Siemens ITE	BLF-GFI					•		•						
Siemens ITE	BLH	•	•					•						
Siemens ITE	BLH					•		•						
Siemens ITE	BQ	•	•					•						
Siemens ITE	BQ					•		•						
Siemens ITE	BQCH		•					•						
Siemens ITE	BQD		•					•						
Siemens ITE	BQH	•	•					•						
Siemens ITE	BQH					•		•						
Siemens ITE	CED6		•					•						
Siemens ITE	CFD6			•**										
Siemens ITE	CFD6-ETI			•**										
Siemens ITE	CJ3			•										
Siemens ITE	CJD6			•										
Siemens ITE	CJD6-ETI			•										
Siemens ITE	CLF			•										
Siemens ITE	CMD6				•									
Siemens ITE	CMD6-ETI				•									
Siemens ITE	CND6				•									
Siemens ITE	CPD6				•									

\* - Cleat (065404) accessory required

\*\* - Cleat (065406) accessory required

# Breaker compatibility overview

## See page...

- Standard Circuit Breaker: 60-61
- EZ Panel Loc™: 58
- Mini Circuit Breaker Lockouts: 58

Manufacturer	Type	Circuit Breaker Lockout (Standard/ TAGLOCK™)					EZ Panel Loc™ (Standard/ TAGLOCK™)		Mini Circuit Breaker Lockouts					
		120V Snap On (w/ hole)	120/277V Clamp On (no hole)	480/600V Clamp On (no hole)	Oversize 480/600V	Universal Multi-pole (tie bar)	Snap On (SDD QO)	Clamp On (Universal)	Pin Out Standard	Pin In Standard	Pin Out Wide	Pin Out Wide Rotary	Multi-pole w/ TieBar	Universal Mini Breaker Lockout
		065387	065396	065397	065329	066321	051252	051254	090844	090847	090850	149433	090853	149514
		148689	148690	148701	148692	148702	148696							
		148693	148698	148687	148691	148697	148688							
		148694	148699	148686	148685	148695	148700							
Siemens ITE	CQD		•*					•						
Siemens ITE	E2		•					•						
Siemens ITE	E4		•					•						
Siemens ITE	ED		•					•						
Siemens ITE	ED4		•					•						
Siemens ITE	ED6		•					•						
Siemens ITE	ED6-ETI		•					•						
Siemens ITE	EE3		•*					•						
Siemens ITE	EH3		•*					•						
Siemens ITE	EQP					•		•						
Siemens ITE	EQT QF													
Siemens ITE	ET		•*					•						
Siemens ITE	FD6A			•**										
Siemens ITE	FJ2-B		•*	•**										
Siemens ITE	FJ3			•										
Siemens ITE	FJ6			•**										
Siemens ITE	FXD6A			•**										
Siemens ITE	FXD6-ETI			•**										
Siemens ITE	GF		•					•						
Siemens ITE	HBL	•	•					•						
Siemens ITE	HBL					•		•						
Siemens ITE	HBQ	•	•					•						
Siemens ITE	HBQ					•		•						
Siemens ITE	HE4		•					•						
Siemens ITE	HED4		•					•						
Siemens ITE	HED6		•					•						
Siemens ITE	HFD6			•**										
Siemens ITE	HFXD6			•**										
Siemens ITE	HHED6		•					•						
Siemens ITE	HHFD6			•**										
Siemens ITE	HHJD6			•										
Siemens ITE	HHJXD6			•										
Siemens ITE	HJD6			•										
Siemens ITE	HJXD6			•										
Siemens ITE	HMD6				•									
Siemens ITE	HMXD6				•									
Siemens ITE	HN3				•									
Siemens ITE	HND6				•									
Siemens ITE	HNXD6				•									
Siemens ITE	HPD6				•									
Siemens ITE	HPXD6				•									
Siemens ITE	HQJ2-H		•					•						
Siemens ITE	HQP	•	•					•						
Siemens ITE	HQP					•		•						
Siemens ITE	HQPP	•	•					•						
Siemens ITE	HQPP					•		•						
Siemens ITE	HQPPH					•		•						
Siemens ITE	HRD6				•									
Siemens ITE	HRXD6				•									
Siemens ITE	JD2				•									
Siemens ITE	JD6-A			•										
Siemens ITE	JJ3			•										
Siemens ITE	JJ6				•									
Siemens ITE	JL3			•										
Siemens ITE	JXD2-A			•										
Siemens ITE	JXD6-A				•									
Siemens ITE	KM3				•									
Siemens ITE	LL3			•										
Siemens ITE	LL6				•									
Siemens ITE	LXD6-ETI				•									
Siemens ITE	MD6				•									
Siemens ITE	MXD6				•									
Siemens ITE	MXD6-ETI				•									
Siemens ITE	ND6				•									

\* - Cleat (065404) accessory required

\*\* - Cleat (065406) accessory required

# Breaker compatibility overview

## See page...

- Standard Circuit Breaker: 60-61
- EZ Panel Loc™: 58
- Mini Circuit Breaker Lockouts: 58

Manufacturer	Type	Circuit Breaker Lockout (Standard/ TAGLOCK™)					EZ Panel Loc™ (Standard/ TAGLOCK™)		Mini Circuit Breaker Lockouts					
		120V Snap On (w/ hole)	120/277V Clamp On (no hole)	480/600V Clamp On (no hole)	Oversize 480/600V	Universal Multi-pole (tie bar)	Snap On (SQD QO)	Clamp On (Universal)	Pin Out Standard	Pin In Standard	Pin Out Wide	Pin Out Wide Rotary	Multi-pole w/ TieBar	Universal Mini Breaker Lockout
		065387	065396	065397	065329	066321	051252	051254	090844	090847	090850	149433	090853	149514
		148689	148690	148701	148692	148702	148696							
		148693	148698	148687	148691	148697	148688							
		148694	148699	148686	148685	148695	148700							
Siemens ITE	NH3-F800													
Siemens ITE	NXD6				•									
Siemens ITE	PD6				•									
Siemens ITE	PXD6				•									
Siemens ITE	QJ2		•*					•						
Siemens ITE	QJ2-H		•*					•						
Siemens ITE	QJH2		•*					•						
Siemens ITE	QP	•	•					•						
Siemens ITE	QP					•		•						
Siemens ITE	QP1		•					•						
Siemens ITE	QPH	•	•					•						
Siemens ITE	QPH					•		•						
Siemens ITE	QPP	•	•					•						
Siemens ITE	QPP					•		•						
Siemens ITE	QPPH	•	•					•						
Siemens ITE	QPPH					•		•						
Siemens ITE	RD6				•									
Siemens ITE	RXD6				•									
Siemens ITE	SCMD6				•									
Siemens ITE	SCND6				•									
Siemens ITE	SHLD6-A				•									
Siemens ITE	SHMD6				•									
Siemens ITE	SHND6				•									
Siemens ITE	SMD6				•									
Siemens ITE	SND6				•									
Siemens ITE	SHPD6				•									
Siemens ITE	SPD6				•									
Siemens ITE	3VF3		•											
Simplex	NX			•**										
Square D	EDB		•					•						
Square D	EGB		•					•						
Square D	EH4		•					•						
Square D	EHB		•					•						
Square D	EHB					•		•						
Square D	EJB		•					•						
Square D	EZ				•									
Square D	FA		•*											
Square D	FAL		•*											
Square D	FC		•*											
Square D	FCL		•*											
Square D	FDA		•					•						
Square D	FGA							•						
Square D	FH		•*											
Square D	FHL		•*											
Square D	FHL-DC		•*											
Square D	FHP		•*											
Square D	FI		•*											
Square D	FIL		•*											
Square D	FY		•*											
Square D	GJL		•*											
Square D	KA		•*											
Square D	KAL		•*											
Square D	KAP			•										
Square D	KC		•*											
Square D	KCL		•*											
Square D	KH		•*											
Square D	KHL		•*											
Square D	KI		•*											
Square D	KIL		•*											
Square D	LA			•**										
Square D	LAL			•**	•									
Square D	LAP			•**	•									
Square D	LC				•									
Square D	LCP				•									

\* - Cleat (065404) accessory required

\*\* - Cleat (065406) accessory required

# Breaker compatibility overview

## See page...

- Standard Circuit Breaker: 60-61
- EZ Panel Loc™: 58
- Mini Circuit Breaker Lockouts: 58

Manufacturer	Type	Circuit Breaker Lockout (Standard/ TAGLOCK™)					EZ Panel Loc™ (Standard/ TAGLOCK™)		Mini Circuit Breaker Lockouts					
		120V Snap On (w/ hole)	120/277V Clamp On (no hole)	480/600V Clamp On (no hole)	Oversize 480/600V	Universal Multi-pole (tie bar)	Snap On (SQD QO)	Clamp On (Universal)	Pin Out Standard	Pin In Standard	Pin Out Wide	Pin Out Wide Rotary	Multi-pole w/ TieBar	Universal Mini Breaker Lockout
		065387	065396	065397	065329	066321	051252	051254	090844	090847	090850	149433	090853	149514
		148689	148690	148701	148692	148702	148696							
		148693	148698	148687	148691	148697	148688							
		148694	148699	148686	148685	148695	148700							
Square D	LH			•**										
Square D	LHL			•**	•									
Square D	LHP			•**	•									
Square D	L2				•									
Square D	LXL				•									
Square D	MA			•**										
Square D	MA				•									
Square D	MAL				•									
Square D	MH				•									
Square D	MH			•**										
Square D	MHL				•									
Square D	ML-1			•**										
Square D	ML-3				•									
Square D	MXL				•									
Square D	Q1B		•					•						
Square D	Q1L		•					•						
Square D	Q2		•*											
Square D	Q2H		•*											
Square D	Q2L		•*											
Square D	Q2MT		•*											
Square D	Q4			•**										
Square D	Q4L			•**										
Square D	QO						•							
Square D	QO	•	•				•	•						
Square D	QOB						•							
Square D	QOB	•	•				•	•						
Square D	QOB-H						•							
Square D	QOB-VH	•	•				•							
Square D	QOB-VH					•								
Square D	QO-H						•							
Square D	QOM1-VH		•					•						
Square D	QOM2-VH		•					•						
Square D	QO-SWN	•	•				•	•						
Square D	QOU						•							
Square D	QOU		•				•	•						
Square D	QOU w/tie bar					•		•						
Square D	QO-VH						•							
Square D	QO-VH	•	•				•	•						
Square D	QYU						•							
Square D	Y1			•										
Sursum	EA53									•				
Sylvania GTE	QC					•		•						
Sylvania GTE	Type C					•		•						
Thomas & Betts	F Frame		•					•						
Toshiba	E225B		•*											
Westinghouse	BA w/tie bar					•								
Westinghouse	BA	•	•					•						
Westinghouse	BAB	•	•					•						
Westinghouse	BR	•	•					•						
Westinghouse	BR w/tie bar					•		•						
Westinghouse	BRH w/tie bar					•								
Westinghouse	CA		•*											
Westinghouse	DA			•										
Westinghouse	DK			•										
Westinghouse	EB		•*					•						
Westinghouse	ED		•					•						
Westinghouse	EH		•					•						
Westinghouse	EHB		•*											
Westinghouse	EHD		•					•						
Westinghouse	FA		•*					•						
Westinghouse	FB		•*					•						
Westinghouse	FD		•					•						
Westinghouse	FDB		•					•						
Westinghouse	FDC		•					•						

\* - Cleat (065404) accessory required \*\* - Cleat (065406) accessory required